

Referendum 2009 Survey Final Draft

Results Overview



Date: 9/6/2009 1:35 PM PST
 Responses: Completes | Partial
 Filter: No filter applied

The Waunakee Community School District has experienced faster than expected growth since the last building programs were approved. The latest enrollment projections from the UW-Madison Applied Population Laboratory indicate that the District can expect continued enrollment growth for the next decade. We will exceed building capacity in all levels in the future, starting with the elementary schools this year. The Board of Education is seeking input from you and the rest of the community as it moves forward with its long range facility planning. If you have questions about these enrollment numbers, please contact Business Manager Steve Summers at 849-2000.




To help us understand who is participating in this survey, we have some initial questions where we ask you to share information about your background and perspectives.

1. Please tell us a little about yourself. Please check all that apply.






I am a parent whose children attend district schools.		1410	78%
I am a grandparent whose grandchildren attend district schools.		51	3%
I am a parent with pre-school age children.		253	14%
I do not have any children or grandchildren in the district presently.		245	13%
I am a parent whose school-aged children do not attend district schools (they attend a private, parochial, other public, or home school).		49	3%

2. A year from now, do you expect the economy and job outlook to be:








Much worse than now.		56	3%
A little worse than now.		156	9%

About the same.		660	36%
A little better than now.		899	50%
Much better than now.		43	2%
Total		1814	100%





3. Over the next decade, how do you expect the population size of the Waunakee area to change?

I expect the population of the Waunakee area to continue to grow as it has for the past ten years.		823	45%
I expect the population of the Waunakee area to grow more slowly.		791	44%
I expect the population of the Waunakee area to remain the same.		55	3%
I expect the population of the Waunakee area to decline.		14	1%
I expect the population of the Waunakee area to grow faster.		130	7%
Total		1813	100%

4. What municipality do you reside in?





Town of Dane		27	1%
City of Madison		28	2%
Town of Springfield		48	3%
Town of Vienna		99	5%
Village of Waunakee		1354	75%
Town of Westport		230	13%
Other, please specify		24	1%
Total		1810	100%

5. I have lived in Waunakee for







Less than one full school year.		86	5%
Less than three full school years.		232	13%
Less than six full school years.		321	18%
Six or more full school years.		1145	64%
Total		1784	100%

Waunakee's current grade configuration is as follows: Elementary (grades PK-4), Intermediate (grades 5-6), Middle (grades 7-8), High (grades 9-12). We would like to ask you a few questions about grade configuration.




6. How much does grade configuration matter to you as an issue?

I am very interested.		773	44%
I am somewhat interested.		723	41%
I am not very interested.		191	11%
I am not interested at all.		87	5%
Total		1774	100%




7. How do you feel about the current grade configuration?

Approve strongly.		530	30%
Approve.		758	43%
Neither approve nor disapprove.		320	18%
Disapprove.		73	4%
Strongly Disapprove.		24	1%
No opinion.		65	4%
Total		1770	100%

8. Would you support changing the grade configuration?





Yes		480	27%
No		762	43%
No opinion		521	30%
Total		1763	100%

- 9.** Waunakee currently has three elementary schools. If we were to build a fourth elementary school, should we maintain the same grade configuration at all schools or have a building with a different grade configuration?

I support having a consistent grade configuration across the district.		1411	80%
I support having one school with a different grade configuration.		142	8%
No opinion.		213	12%
Total		1766	100%

We would like to ask you some questions about school size. Currently Heritage Elementary is designed to have three homerooms per grade level for an enrollment of 350. Arboretum Elementary is designed to have four homerooms per grade level for an enrollment of 460. Prairie Elementary is designed to have five to six homerooms per grade level for an enrollment of 600.






- 11.** How much does the issue of school size matter to you?

I am very interested.		852	50%
I am somewhat interested.		681	40%
I am not that interested.		122	7%
I am not interested at all.		48	3%
Total		1703	100%






- 12.** How do you view the following elementary school sizes in terms of homerooms per grade level.

Top number is the count of respondents selecting the option. Bottom % is percent of the total respondents selecting the option.	Too small	Acceptable	Too large	N/A
Two homerooms per grade level.	979 62%	368 23%	92 6%	147 9%
Three homerooms per grade level.	500 32%	859 54%	83 5%	140 9%
Four homerooms per grade level.	129 8%	1229 77%	107 7%	136 8%
Five homerooms per grade level.	64 4%	925 58%	443 28%	150 9%
Six homerooms per grade level.	61 4%	560 35%	820 52%	148 9%



- 13.** The Intermediate School currently has approximately 500 students in grade 5-6. What do you see as a good size for the Intermediate School program?




The Intermediate School is currently above an acceptable size.		319	19%
The Intermediate School is the right size now.		609	36%
The Intermediate School would still be an acceptable size with 600 students.		395	23%
The Intermediate School would still be an acceptable size with 700 students.		156	9%
Other, please specify		204	12%
Total		1683	100%

- 14.** The Middle School, grades 7-8, has a current enrollment of approximately 600 students. What do you feel is a good size for the Middle School program?

The Middle School is currently above an acceptable size.		314	19%
The Middle School is the right size now.		696	41%
The Middle School would be an acceptable size at 700 students.		308	18%
The Middle School would be an acceptable size at 800 students.		177	11%
Other, please specify		187	11%
Total		1682	100%





- 15.** The High School, grades 9-12, enrollment is approximately 1100 and the building is constructed for 1200 students. What do you feel is a good size for the High School?

The High School is currently above an acceptable size.		244	15%
The High School will be the right size at 1200.		846	50%

The High School will be at an acceptable size with 1400 students.		276	16%
The High School will be at an acceptable size with 1600 students.		175	10%
Other, please specify		138	8%
Total		1679	100%





17.

We would like your opinion on whether to have a comprehensive K-12 referendum or proceed in phases. Our existing enrollments in the lower grades and enrollment projections show that we will exceed building capacity in all levels in the future, with the most immediate needs being in the elementary schools. Knowing this, should we plan for a single referendum to deal with construction at all levels or have multiple, phased referenda?

I prefer one K-12 referendum and construction project.		586	36%
I prefer to proceed in phases, starting with the elementary level.		691	42%
I prefer to proceed in phases, starting with the secondary level.		200	12%
I don't believe a referendum is necessary. The district should look at other options such as increasing class sizes and adding trailer classrooms or other temporary facilities.		166	10%
Total		1643	100%

18.






How much does the issue of a single referendum vs. moving in phases matter to you?

I am very interested.		594	36%
I am somewhat interested.		825	50%
I am not that interested.		178	11%
I am not interested at all.		63	4%
Total		1660	100%






- 19.** If a new elementary school contained more modern features, such as better technology, do you agree that the existing elementary schools should be updated for equality across the elementary schools?

Strongly agree.		1065	64%
Somewhat agree.		397	24%
Somewhat disagree.		97	6%
Strongly disagree.		72	4%
No opinion.		38	2%
Total		1669	100%






- 20.** Do you agree that we should include other maintenance and renovation projects like roofs, HVAC, resurfacing parking lots, and carpeting as part of the referendum?

Strongly agree.		502	30%
Somewhat agree.		608	36%
Somewhat disagree.		273	16%
Strongly disagree.		192	12%
No opinion.		93	6%
Total		1668	100%


- 21.** Do you agree that we should include green building practices in a new facility like very high efficiency materials, solar, geothermal, or wind energy, even if it is more expensive to build and the long term return on the investment is five or more years?

Strongly agree.		599	37%
Somewhat agree.		679	41%
Somewhat disagree.		172	11%
Strongly disagree.		123	8%
No opinion.		64	4%
Total		1637	100%






- 22.** Do you agree with the neighborhood schools concept for the elementary level?

Strongly agree.		739	45%
Somewhat agree.		560	34%
Somewhat disagree.		142	9%
Strongly disagree.		92	6%
No opinion.		105	6%
Total		1638	100%





- 23.** Do you agree that we should build a new elementary school with the ability to expand it, even if this meant a larger school in the future and slightly greater initial construction costs?

Strongly agree.		612	37%
Somewhat agree.		679	42%
Somewhat disagree.		173	11%
Strongly disagree.		119	7%
No opinion.		52	3%
Total		1635	100%





- 24.** Do you agree that we should build a new elementary school with the ability to reconfigure it to serve different grades in the future, even if that added slightly to the initial cost of construction?

Strongly agree.		569	35%
Somewhat agree.		668	41%
Somewhat disagree.		203	12%
Strongly disagree.		129	8%
No opinion.		64	4%
Total		1633	100%




- 25.** What is your opinion on building a second story onto the newest section of the high school at this time to give us more flexibility and capacity?

Strongly agree.		623	38%
Somewhat agree.		770	47%
Somewhat disagree.		156	10%
Strongly disagree.		77	5%
Total		1626	100%





- 26.** What is your opinion on expanding the Middle School to give us more flexibility and capacity?

Strongly agree.		552	34%
Somewhat agree.		831	51%
Somewhat disagree.		164	10%
Strongly disagree.		71	4%
Total		1618	100%

- 27.** The federal government currently has a program that makes zero or very low interest rates available for school construction. Such a program could significantly reduce the total cost to taxpayers over 20 years. How important is it that we build soon enough to qualify for this program?

Very important.		993	61%
Somewhat important.		476	29%
Not very important.		85	5%
Not important at all.		55	3%
No opinion.		24	1%
Total		1633	100%

- 28.** Does the existence of the federal interest rate program for school construction make you more likely to support a single comprehensive referendum instead of a phased approach?

Much more likely to support a single comprehensive referendum.		679	42%
Somewhat more likely to support a single comprehensive referendum.		524	32%
No more likely to support a single comprehensive referendum.		311	19%
No opinion.		108	7%
Total		1622	100%

[Products & Services](#) | [About Us](#) | [Support/Help](#) | [Zoomerang Forums](#)

© 2009 Copyright MarketTools Inc. All Rights Reserved. | [Privacy Policy](#) | [Terms Of Use](#)