



**2009-2010 Budget  
Third Draft  
June 8, 2009**

## Introduction

A budget is a financial plan designed to achieve the educational objectives of the Waunakee Community School District. The budget needs to be accountable to meet these educational objectives within the financial constraints that exist. The budget needs to be understandable to the Board of Education, administration, staff, parents, and the district taxpayers. The budget was developed with significant staff input regarding needs and priorities. The budget was developed based on principals of long-term fiscal planning.

## Timeline

The budget process for the 2009-2010 fiscal year began in December 2008 with the preparation of budget guidelines, a 5-year budget forecast, and a budget timeline. The budget guidelines, a 5-year budget forecast, and budget timeline were presented to the Budget Committee in December 2008 and January 2009. The 2009-2010 budget planning process was reviewed by the Board of Education during February 2009 at a special board meeting and then approved at the regular February board meeting. Building/department level budget planning took place between February-March. Administrative review of the budget took place in March. The first draft of the budget was presented to the Board of Education in April. A special board meeting took place in April to review budget request and budget reductions/reallocations. The second draft of the budget was presented in May. A public hearing on the budget will take place in June. The administration will request that the Board of Education approve the preliminary budget in June. The preliminary budget will be presented at the Annual Meeting in October with community approval of the tax levy. The Budget Committee will review any necessary changes to the budget in October. The Board of Education will approve the final version of the budget and set the tax levy at a special meeting in October.

## Executive Summary

A school district's budget is divided into many "funds". These "funds" are used to account for specific school district programs. The different "funds" and their descriptions are presented below:

<b>FUND</b>	<b>DESCRIPTION</b>
10	General
21	Special Revenue Trust
27	Special Education
38	Non-Referendum Debt Service
39	Referendum Debt Service
49	Capital Projects
50	Food Service
72	Private Benefit Trust
73	Employee Benefit Trust
80	Community Service
99	Other Cooperative Funds

A state revenue cap formula is a significant factor in the development of the budget. The revenue cap limits the amount of revenue available to school districts from the two main sources- property taxes and state equalization aid. The revenue cap directly affects Funds 10 and 38, and indirectly affects Fund 27.

Student enrollment is a key factor in the revenue cap formula. The most recent four years of historical numbers and the projected September 2009 numbers are shown below:

<b>Grade</b>	<b>2005-06</b>	<b>2006-07</b>	<b>2007-08</b>	<b>2008-09</b>	<b>2009-10</b>
<b>EC/Sprouts</b>	83	80	44	45	45
<b>K</b>	231	230	250	253	260
<b>1</b>	215	257	243	264	260
<b>2</b>	209	224	269	255	270
<b>3</b>	194	222	236	276	260
<b>4</b>	253	219	240	240	280
<b>TOTAL</b>	<b>1185</b>	<b>1232</b>	<b>1282</b>	<b>1333</b>	<b>1375</b>
<b>ELEM</b>					
<b>5</b>	232	266	229	258	250
<b>6</b>	241	246	280	235	260
<b>TOTAL</b>	<b>473</b>	<b>512</b>	<b>509</b>	<b>493</b>	<b>510</b>
<b>INTER.</b>					
<b>7</b>	293	271	271	309	265
<b>8</b>	254	296	281	272	310
<b>TOTAL</b>	<b>547</b>	<b>567</b>	<b>552</b>	<b>581</b>	<b>575</b>
<b>MIDDLE</b>					
<b>9</b>	245	266	297	284	272
<b>10</b>	278	247	277	299	284
<b>11</b>	252	283	251	282	299
<b>12</b>	220	254	288	256	282
<b>TOTAL</b>	<b>995</b>	<b>1050</b>	<b>1113</b>	<b>1121</b>	<b>1137</b>
<b>HIGH</b>					
<b>TOTAL</b>	<b>3200</b>	<b>3361</b>	<b>3456</b>	<b>3528</b>	<b>3597</b>
<b>DISTRICT</b>					

The historical student count, and 2009 projected count, shows an increasing enrollment. This increasing enrollment results in additional revenues being available through the revenue cap formula.

The 2009-2010 revenue cap limit is projected to increase to \$35,283,052 or \$1,500,142 higher than 2008-2009. This increase equates to a 4.4% projected increase. The 2009-2010 state equalization aid is projected to decrease to \$17,446,944 or \$559,362 lower than 2008-2009. This decrease equates to a 3.1% projected decrease.

The 2009-2010 tax levy is projected to increase to \$22,945,657 or 2,123,662 higher than 2008-2009. This increase equates to a 10.2% projected increase. Two years of historical information and the proposed tax levy for next year is shown below.

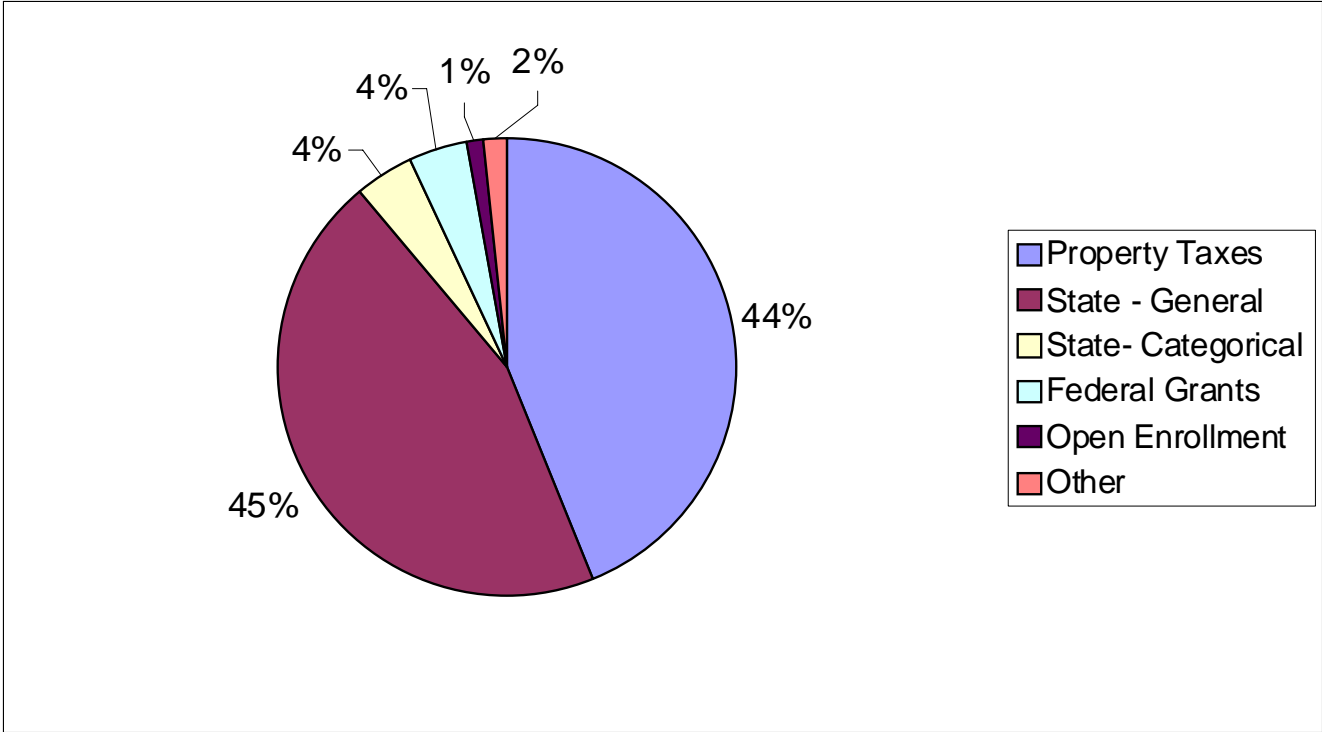
<b>Proposed Property Tax Levy</b>			
<b>FUND</b>	<b>Audited 2007-2008</b>	<b>Actual 2008-2009</b>	<b>Proposed 2009-10</b>
General Fund	14,895,257.00	15,659,101.00	17,720,040.00
Referendum Debt Service Fund	4,275,655.00	4,939,874.00	4,985,157.00
Non-Referendum Debt Service Fund	81,000.00	83,895.00	82,460.00
Community Service Fund	132,500.00	139,125.00	158,000.00
<b>TOTAL SCHOOL LEVY</b>	<b>19,384,412.00</b>	<b>20,821,995.00</b>	<b>22,945,657.00</b>
<b>PERCENTAGE INCREASE -- TOTAL LEVY FROM PRIOR YR</b>	<b>13.1%</b>	<b>7.4%</b>	<b>10.2%</b>

The 2009-2010 tax base is projected to increase to \$2,198,037,294 or \$64,020,503 higher than 2008-2009. This increase equates to a 3.0% projected increase. The 2009-2010 tax rate (tax levy/tax base) is projected to increase to \$10.44 or \$.68 higher than 2008-2009. This increase equates to a 7.0% projected increase. The school tax on a \$200,000 home is projected to increase from \$1,952 to \$2,151 or \$199 higher (assuming home had assessment increase of 3%).

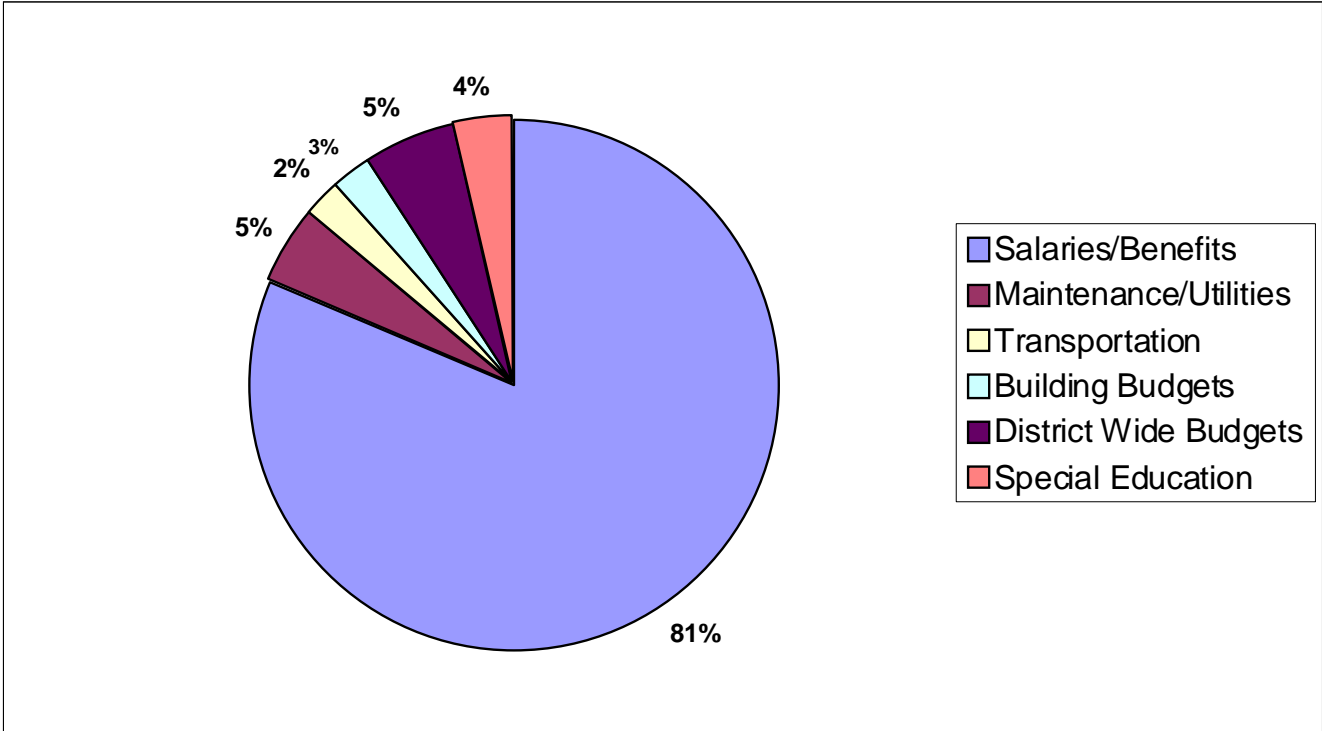
A summary of the expenditures showing two years of historical information and the proposed 2009-2010 budget is shown below.

<b>Total Expenditures and Other Financing Uses</b>			
<b>ALL FUNDS</b>	<b>Audited 2007-2008</b>	<b>Actual 2008-2009</b>	<b>Proposed 2009-2010</b>
<b>GROSS TOTAL EXPENDITURES -- ALL FUNDS</b>	<b>47,543,405.00</b>	<b>48,847,470.00</b>	<b>51,321,463.00</b>
<b>Interfund Transfers (Source 100) - ALL FUNDS</b>	<b>3,944,440.00</b>	<b>4,166,863.00</b>	<b>4,344,062.00</b>
<b>Interfund Payments (Source 230) -- ALL FUNDS</b>	<b>0</b>	<b>0</b>	<b>0</b>
<b>Refinancing Expenditures (FUND 30)</b>	<b>1,060,000.00</b>	<b>0</b>	<b>0</b>
<b>NET TOTAL EXPENDITURES -- ALL FUNDS</b>	<b>42,538,965.00</b>	<b>44,680,607.00</b>	<b>46,977,401.00</b>
<b>PERCENTAGE INCREASE -- NET TOTAL FUND EXPENDITURES FROM PRIOR YEAR</b>	<b>(8.6)%</b>	<b>5.0%</b>	<b>5.1%</b>

[Where do the revenues come from? \(Funds 10 and 27\)](#)



What are the expenditures spent on? (Funds 10 and 27)



Each fund is presented in more detail on the following pages.

General Fund 10

**Purpose of Fund:** The purpose of the general fund 10 is to account for the educational programs and operations of the school district, excluding special education programs.

	2008-2009	2009-2010	\$ Change	% Change
<b>Revenues:</b>				
Property Taxes	\$15,659,101	\$17,720,040	2,060,939	13.2
Admissions	\$80,000	\$80,000	0	0
Interest	\$175,000	\$175,000	0	0
Student Fees	\$225,000	\$225,000	0	0
Rentals	\$15,000	\$15,000	0	0
Miscellaneous	\$20,000	\$20,000	0	0
Tuition – OE	\$409,500	\$409,500	0	0
Transportation Aid	\$55,000	\$47,000	(8,000)	(14.6)
Library Aid	\$114,000	\$114,000	0	0
Equalization Aid	\$18,006,306	\$17,446,944	(559,362)	(3.1)
Computer Aid	\$33,608	\$33,608	0	0
Debt Premium	\$1,000	\$1,000	0	0
Aidable Refund	\$40,000	\$40,000	0	0
Title 1 Grant	\$31,277	\$64,033	32,756	104.7
Title 2 Grant	\$52,966	\$49,278	(3,688)	(6.9)
Title 3 Grant	\$12,786	\$6,638	(6,148)	(48.1)
Title 4 Grant	\$6,406	\$6,193	(213)	(3.3)
Title 5 Grant	\$550	\$0	(550)	(100)
Sharon Nelson Grant	\$136,000	\$139,380	3,380	2.5
Medicaid	\$50,000	\$50,000	0	0
<b>Total Revenues</b>	<b>\$35,123,500</b>	<b>\$36,642,614</b>	<b>1,519,114</b>	<b>4.3</b>

The 2009-10 open enrollment budgets will be adjusted based on actual student attendance in the fall of 2009.

The state equalization aid/property tax budgets will be revised based on the aid certification received in October from the Department of Public Instruction.

The interest earnings/interest expenses for borrowings will be adjusted in the fall of 2009 based on market conditions.

	2008-2009	2009-2010	\$ Change	% Change
<b>Expenditures:</b>				
Personnel Costs	\$25,337,026	\$26,592,384	1,255,358	5.0
Prairie School	\$90,330	\$90,330	0	0
Heritage School	\$54,900	\$54,900	0	0
Arboretum School	\$82,718	\$82,718	0	0
Intermediate School	\$87,032	\$87,032	0	0
Middle School	\$125,990	\$125,990	0	0
High School	\$410,306	\$410,306	0	0
Athletics	\$142,822	\$140,322	(2,500)	(1.8)
Utilities	\$1,086,800	\$1,136,800	50,000	4.6
Maintenance	\$734,430	\$734,430	0	0
Transportation	\$660,000	\$710,000	50,000	7.6
Textbooks	\$210,000	\$210,000	0	0
Technology	\$436,304	\$436,304	0	0
Business/District Wide	\$1,497,979	\$1,487,036	(10,943)	(.7)
Transfer to Fund 27	\$4,166,863	\$4,344,062	177,199	4.3
Total Expenditures	\$35,123,500	\$36,642,614	1,519,114	4.3
<b>Rev-Exp</b>	\$0	\$0	0	--
<b>Beg Fund Balance</b>	\$4,679,996	\$4,679,996	0	0
<b>End Fund Balance</b>	\$4,679,996	\$4,679,996	0	0

**Overall considerations for Fund 10:**

- Budget is balanced
- Revenue cap increase is projected based on September, 09 student count and \$200/student increase
- State equalization aid decrease is estimated
- No fee increase for general student fees
- General contingency of \$100,000 is included in budget
- The personnel budget includes a 5.82 FTE teaching increase, a 250 hour increase to the summer school administrative assistant, a 6 hour/day increase in district registrar hours, and salary and benefit increases for existing staff. The additional teaching positions are presented on the next page. The personnel budget reductions include custodial overtime, custodial summer staff, para-educator hours on early release days, student interns, and census.
- The non-personnel budget reductions include the employee assistance program, the printing budget for TIME and calendars, unemployment compensation, legal, and middle school activities director supplies.
- Budget adjustments will be necessary to allocate funds from personnel costs to technology and business/district wide due to the ARRA grant, to allocate funds from business/district wide to the school building budgets due to common school funds, and from business/district wide to personnel costs due to changes in ESEA Title grants.

Additional Positions

<b>Building</b>	<b>Position</b>	<b>FTE</b>
Prairie	Specialist Teacher	-.02
Heritage	Specialist Teacher	-.06
Arboretum	Classroom Teacher	+2.0
	Specialist Teacher	+.23
K-4 Buildings		+2.15
Arboretum, Heritage, Prairie	Assistant Time	+0
Intermediate School	Classroom Teacher	+1.0
	Specialist Teacher	+.64
Middle School	Classroom Teacher	+.08
High School	Classroom Teacher	+1.45
	GEDO Teacher	+.50
Special Ed. – Fund 27	Arboretum Teacher	+1.0
	Para-Educator	+1.0
	School Psychologist	+.20
K-12	Summer School Admin Asst.	250 Hours
	District Registrar	+.75
<b>Total Additional Staffing</b>		<b>+8.77</b>
(Fund 10)		+6.57
(Fund 27)		+2.20

## Fund 21

**Purpose of Fund:** The purpose of the Special Revenue Trust Fund 21 is to account for gifts specified by donors to be used for operating purposes.

	2008-09	2009-2010	\$ Change	% Change
<b>Revenues:</b>				
Gifts	\$50,000	\$50,000	0	0
Total Revenues	\$50,000	\$50,000	0	0
<b>Expenditures:</b>				
Instructional	\$25,000	\$25,000	0	0
Co-Curricular	\$25,000	\$25,000	0	0
Total Expenditures	\$50,000	\$50,000	0	0
<b>Rev – Exp:</b>	\$0	\$0	0	0
<b>Beg Fund Balance</b>	\$0	\$0	0	0
<b>End Fund Balance</b>	\$0	\$0	0	0

The 2008-09 fiscal year is the first year for Fund 21. The budget for 2008-09 was based on an estimate of prior gifts received. The 2009-10 budget will be reviewed in the fall of 2009 based on actual activity during 2008-09.

### Special Education Fund 27

**Purpose of Fund:** The purpose of the special education Fund 27 is to account for all of the special education programs and operations in the school district.

	2008-09	2009-10	\$ Change	% Change
<b>Revenues:</b>				
Federal Grant CESA	\$0	\$0	0	--
Federal Grant PS	\$14,346	\$14,543	197	1.4
Federal Grant PS ARRA	\$0	\$35,182	35,182	--
Federal Grant FT	\$554,218	\$599,911	45,693	8.2
Federal Grant FT ARRA	\$0	\$744,096	744,096	--
State Aid	\$1,400,000	\$1,450,000	50,000	3.6
Tuition – OE	\$25,200	\$25,200	0	0
Transfer In Fund 10	\$4,166,863	\$4,344,062	177,199	4.3
<b>Total Revenues</b>	<b>\$6,160,627</b>	<b>\$7,212,994</b>	<b>1,052,367</b>	<b>17.1</b>
<b>Expenditures:</b>				
Personnel Costs	\$5,335,000	\$5,564,199	229,199	4.3
Tuition – OE	\$25,200	\$25,200	0	0
Pupil Services Budget	\$34,863	\$17,863	(17,000)	(48.8)
Transportation	\$175,000	\$180,000	5,000	2.9
CESA Payment – Vision	\$10,000	\$20,000	10,000	100
District Payment - Hearing	\$12,000	\$12,000	0	0
Federal Grant FT	\$554,218	\$599,911	45,693	8.2
Federal Grant FT ARRA	\$0	\$744,096	744,096	--
Federal Grant PS	\$14,346	\$14,543	197	1.4
Federal Grant PS ARRA	\$0	\$35,182	35,182	--
Federal Grant CESA	\$0	\$0	0	--
<b>Total Expenditures</b>	<b>\$6,160,627</b>	<b>\$7,212,994</b>	<b>1,052,367</b>	<b>17.1</b>
<b>Rev – Exp:</b>	<b>\$0</b>	<b>\$0</b>	<b>0</b>	<b>0</b>
<b>Beg Fund Balance</b>	<b>\$0</b>	<b>\$0</b>	<b>0</b>	<b>0</b>
<b>End Fund Balance</b>	<b>\$0</b>	<b>\$0</b>	<b>0</b>	<b>0</b>

The personnel budget includes salary and benefit increases for existing staff, an additional para-educator 1.0 FTE, and an additional special education elementary teacher 1.0 FTE and school psychologist .20 FTE funded through ARRA.

The 2009-10 open enrollment budgets will be adjusted based on actual student attendance in September of 2009.

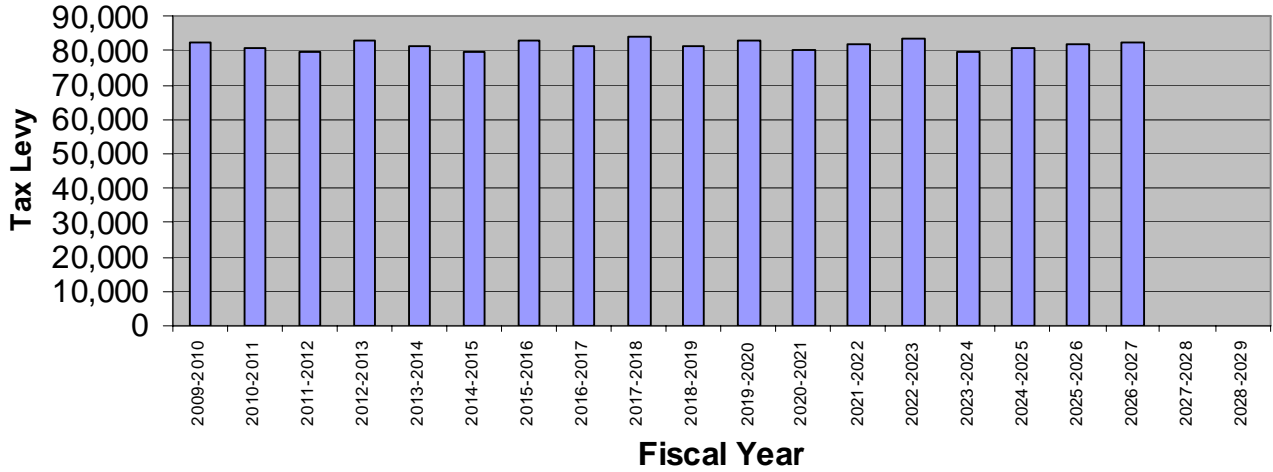
Non – Referendum Debt Service Fund 38

**Purpose of Fund:** The purpose of the debt service fund 38 is to repay prior debts borrowed without authority of an approved referendum.

	2008-2009	2009-2010	\$ Change	% Change
<b>Revenues:</b>				
Refinancing	\$0	\$0	0	0
Interest Earned	\$0	\$0	0	0
Property Taxes	\$83,895	\$82,460	(1,435)	(1.7)
Total Revenues	\$83,895	\$82,460	(1,435)	(1.7)
<b>Expenditures:</b>				
Refinancing	\$0	\$0	0	0
Interest Owed	\$49,613	\$48,178	(985)	(2.0)
Principal Owed	\$35,000	\$35,000	0	0
Total Expenditures	\$84,613	\$83,178	(1,435)	(1.7)
<b>Rev-Exp:</b>	(\$718)	(\$718)	0	0
<b>Beg Fund Balance</b>	\$24,964	\$24,246	(718)	(2.8)
<b>End Fund Balance</b>	\$24,246	\$23,528	(718)	(3.0)

The following graph and table reflects the future tax levies (1 borrowing) in this fund.

### Debt Service Payments Remaining



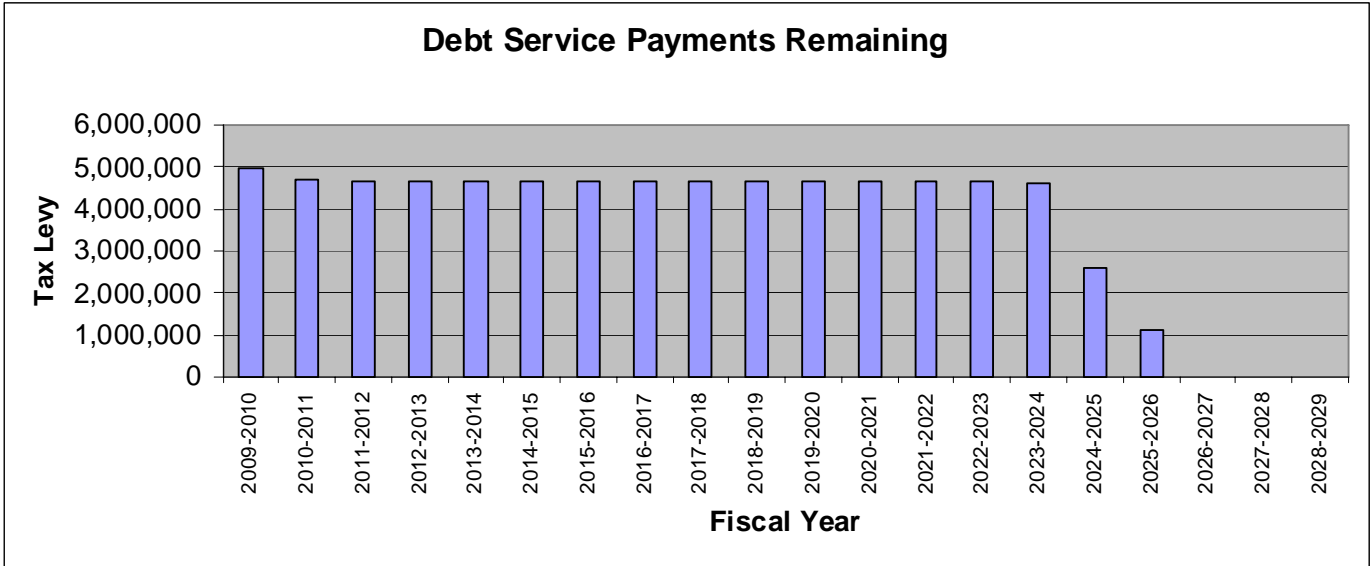
FISCAL YEAR	AMOUNT DUE
2009-2010	82,460.00
2010-2011	81,025.00
2011-2012	79,590.00
2012-2013	83,052.50
2013-2014	81,412.50
2014-2015	79,772.50
2015-2016	83,030.00
2016-2017	81,185.00
2017-2018	83,887.50
2018-2019	81,137.50
2019-2020	83,250.00
2020-2021	80,225.00
2021-2022	82,062.50
2022-2023	83,543.75
2023-2024	79,806.25
2024-2025	80,925.00
2025-2026	81,756.25
2026-2027	82,300.00
2027-2028	0
2028-2029	0
<b>TOTAL DUE</b>	<b>\$1,470,421.25</b>

Debt Service Fund 39

**Purpose of Fund:** The purpose of the debt service fund 39 is to repay prior debts borrowed with authority of an approved referendum.

	2008-2009	2009-2010	\$ Change	% Change
<b>Revenues:</b>				
Premium	\$0	\$0	0	0
Refinancing	\$0	\$0	0	0
Interest Earned	\$25,000	\$15,000	(10,000)	(40.0)
Property Taxes	\$4,939,874	\$4,985,157	45,283	0.9
Transfer from 49	\$0	\$0	0	0
Total Revenues:	\$4,964,874	\$5,000,157	35,283	0.7
<b>Expenditures:</b>				
Refinancing	\$0	\$0	0	0
Interest Owed	\$2,507,528	\$2,413,272	(94,256)	(3.8)
Principal Owed	\$2,536,183	\$2,627,848	91,665	3.6
Total Expenditures	\$5,043,711	\$5,041,120	(2,591)	(0.1)
<b>Rev – Exp:</b>	(\$78,837)	(\$40,963)	37,874	(48.0)
<b>Beg Fund Balance</b>	\$1,310,276	\$1,231,349	(78,927)	(6.0)
<b>End Fund Balance</b>	\$1,231,439	\$1,190,386	(41,053)	(3.3)

The following graph and table reflects the future tax levies (6 borrowings) in this fund.



FISCAL YEAR	AMOUNT DUE
2009-2010	4,985,157
2010-2011	4,722,604
2011-2012	4,675,259
2012-2013	4,674,150
2013-2014	4,672,198
2014-2015	4,669,428
2015-2016	4,673,999
2016-2017	4,665,701
2017-2018	4,665,180
2018-2019	4,671,191
2019-2020	4,672,563
2020-2021	4,669,245
2021-2022	4,674,525
2022-2023	4,667,363
2023-2024	4,629,981
2024-2025	2,592,125
2025-2026	1,132,625
2026-2027	0
2027-2028	0
2028-2029	0
<b>TOTAL DUE</b>	<b>\$74,113,291</b>

### Capital Projects Fund 49

**Purpose of Fund:** The purpose of the capital projects fund 49 is to account for referendum approved remodeling/maintenance projects.

	2008-2009	2009-2010	\$ Change	% Change
<b>Revenues:</b>				
Bond Sales	\$0	\$0	0	0
Interest Earned	\$0	\$0	0	0
Total Revenues	\$0	\$0	0	0
<b>Expenditures:</b>				
Equipment Purchase	\$0	\$0	0	0
Construction Services	\$61,894	\$0	(61,894)	(100.0)
Architectural Services	\$0	\$0	0	0
Building Purchase	\$0	\$0	0	0
Transfer to 39	\$0	\$0	0	0
Total Expenditures	\$61,894	\$0	(61,894)	(100.0)
<b>Rev – Exp:</b>	(\$61,894)	\$0	61,894	(100.0)
<b>Beg Fund Balance</b>	\$61,894	\$0	(61,894)	(100.0)
<b>End Fund Balance</b>	\$0	\$0	0	0

There are no capital project funds remaining for the 2009-2010 fiscal year.

### Food Service Fund 50

**Purpose of Fund:** The purpose of the food service fund 50 is to account for the food service program.

	2008-2009	2009-2010	\$ Change	% Change
<b>Revenues:</b>				
Milk Sales	\$100,000	\$100,000	0	0
Ala-Carte Sales	\$475,000	\$475,000	0	0
Lunch Sales- Students	\$728,000	\$728,000	0	
Lunch Sales-Adults	\$25,000	\$25,000	0	0
Lunch-Dane County	\$60,000	\$60,000	0	0
Lunch Federal Aid	\$125,000	\$125,000	0	0
Lunch Commodities	\$50,000	\$50,000	0	0
Catering	\$25,000	\$25,000	0	0
Lunch State Aid	\$12,000	\$12,000	0	0
Total Revenues	\$1,600,000	\$1,600,000	0	0
<b>Expenditures:</b>				
Contracted Services	\$675,000	\$647,500	(27,500)	(4.1)
Food Purchase	\$650,000	\$650,000	0	0
Other Supplies	\$100,000	\$100,000	0	0
Equipment Purchase	\$25,000	\$25,000	0	0
Software Costs	\$20,000	\$30,000	10,000	50
Management Fee	\$25,000	\$0	(25,000)	(100)
Custodian Costs	\$50,000	\$52,500	2,500	5.0
Utility Costs	\$55,000	\$55,000	0	0
Total Expenditures	\$1,600,000	\$1,560,000	(40,000)	(2.5)
<b>Rev-Exp:</b>	\$0	\$40,000	0	0
<b>Beg Fund Balance</b>	\$178,920	\$178,920	0	0
<b>End Fund Balance</b>	\$178,920	\$218,920	40,000	22.4

The food service program is contracted out to Taher, Inc. The Dane County lunch program provides meals to community members and the revenue is received from the Dane County Department of Health and Human Services.

### Private Benefit Trust Fund 72

**Purpose of Fund:** The purpose of the private benefit trust fund 72 is to account for student scholarships with non-expendable balances (only the interest can be paid out) and expendable balances (principal and interest can be paid out).

	2008-2009	2009-2010	\$ Change	% Change
<b>Revenues:</b>				
Interest	\$10,000	\$5,000	(5,000)	(50.0)
Gifts	\$0	\$0	0	0
Total Revenues	\$10,000	\$5,000	(5,000)	(50.0)
<b>Expenditures:</b>				
Scholarships	\$30,000	\$20,000	(10,000)	(33.3)
Total Expenditures	\$30,000	\$20,000	(10,000)	(33.3)
<b>Rev-Exp:</b>	(\$20,000)	(\$15,000)	5,000	(25.0)
<b>Beg Fund Balance</b>	\$402,049	\$382,049	(20,000)	(5.0)
<b>End Fund Balance</b>	\$382,049	\$367,049	(15,000)	(3.9)

This fund accounts for the scholarships paid from the Cooper, Ripp, Knudson, Golden Wauna, Statz, Wipperfurth and Wagner scholarships.

Employee Benefit Trust Fund 73

**Purpose of Fund:** The purpose of the employee benefit trust fund 73 is to account for formally established benefit pension plans, defined contribution plans, or employee benefit plans.

	2008-2009	2009-2010	\$ Change	% Change
<b>Revenues:</b>				
Interest	\$3,000	\$3,000	0	0
Employer Contributions	\$204,000	\$204,000	0	0
Employee Contributions	\$75,000	\$75,000	0	0
Total Revenues	\$282,000	\$282,000	0	0
<b>Expenditures:</b>				
Disbursements	\$269,000	\$269,000	0	0
Total Expenditures	\$269,000	\$269,000	0	0
<b>Rev – Exp:</b>	\$13,000	\$13,000	0	0
<b>Beg Fund Balance</b>	\$20,463	\$33,463	13,000	63.5
<b>End Fund Balance</b>	\$33,463	\$46,463	13,000	38.9

This fund accounts for the annual district payments for other-post employment benefits. The employer contributions are transferred in from Funds 10 and 27.

The budget for 2009-2010 will be determined once all retirements have been identified.

### Community Service Fund 80

**Purpose of Fund:** The purpose of the community service fund 80 is to account for community activities such as adult education, recreation, athletic camps, and other related community programs.

	2008-2009	2009-2010	\$ Change	% Change
<b>Revenues:</b>				
Property Taxes	\$139,125	\$158,000	18,875	13.6
Athletic Camps	\$60,000	\$60,000	0	0
Adult Staff Dev.	\$5,000	\$5,000	0	0
Adult Staff Dev. Path	\$0	\$0	0	0
Adult Mentor Project	\$50,000	\$50,000	0	0
Cable Television	\$10,000	\$10,000	0	0
Community Ed/Rec.	\$65,000	\$65,000	0	0
Total Revenues	\$329,125	\$348,000	18,875	5.7
<b>Expenditures:</b>				
Administration	\$60,000	\$62,000	2,000	3.3
Athletic Camps	\$60,000	\$60,000	0	0
Adult Staff Dev.	\$5,000	\$5,000	0	0
Adult Staff Dev. Path	\$0	\$0	0	0
Adult Mentor Project	\$50,000	\$50,000	0	0
Cable Television	\$10,000	\$10,000	0	0
Community Ed/Rec.	\$144,125	\$151,000	6,875	4.8
Maintenance	\$0	\$10,000	10,000	0.0
Total Expenditures	\$329,125	\$348,000	18,875	5.7
<b>Rev – Exp:</b>	\$0	\$0	0	0
<b>Beg Fund Balance</b>	\$128,336	\$128,336	0	0
<b>End Fund Balance</b>	\$128,336	\$128,336	0	0

A community service fund tax levy covers the administrative costs of the community education program and other costs such as custodial, and personnel costs not charged to the community through user fees.

The budget for 2009-10 includes a new category for maintenance on community service fund facilities like the swimming pool and performing arts center. These facilities are no longer under warranty.

Other Cooperative Fund 99

**Purpose of Fund:** The purpose of the other cooperative fund 99 is to account for cooperative fiscal agreements made between school districts.

	2008-2009	2009-2010	\$ Change	% Change
<b>Revenues:</b>				
DCNTP	\$80,000	\$80,000	0	0
Mentor Grants	\$15,000	\$15,000	0	0
Total Revenues	\$95,000	\$95,000	0	0
<b>Expenditures:</b>				
DCNTP	\$80,000	\$80,000	0	0
Mentor Grants	\$15,000	\$15,000	0	0
Total Expenditures	\$95,000	\$95,000	0	0
<b>Rev – Exp:</b>	\$0	\$0	0	0
<b>Beg Fund Balance</b>	\$0	\$0	0	0
<b>End Fund Balance</b>	\$0	\$0	0	0

The Dane County New Teacher project is accounted for in this fund. This project is Sharon Nelson’s mentoring program with 16 participating districts. Each district pays a share of the total costs of this program.

The 2009-2010 grant amounts are not available at this time.