



**2010-2011 Budget
Second Draft
May 10, 2010**

Introduction

A budget is a financial plan designed to achieve the educational objectives of the Waunakee Community School District. The budget needs to be accountable to meet these educational objectives within the financial constraints that exist. The budget needs to be understandable to the Board of Education, administration, staff, parents, and the district taxpayers. The budget was developed with significant staff input regarding needs and priorities. The budget was developed based on principals of long-term fiscal planning.

Timeline

The budget process for the 2010-2011 fiscal year began in December 2009 with the preparation of budget guidelines, a 5-year budget forecast, and a budget timeline. The budget guidelines, a 5-year budget forecast, and budget timeline were presented to the Budget Committee in December 2009. The 2010-2011 budget planning process was reviewed by the Board of Education during January 2010 at a special board meeting and then approved at the regular February board meeting. Building/department level budget planning took place between February-March. Administrative review of the budget took place in March. The first draft of the budget was presented to the Board of Education in April. The second draft of the budget will be presented in May. A public hearing on the budget will take place in June. The administration will request that the Board of Education approve the preliminary budget in June. The preliminary budget will be presented at the Annual Meeting in October with community approval of the tax levy. The Budget Committee will review any necessary changes to the budget in October. The Board of Education will approve the final version of the budget and set the tax levy at a special meeting in October scheduled for the 25th.

Executive Summary

A school district's budget is divided into many "funds". These "funds" are used to account for specific school district programs. The different "funds" and their descriptions are presented below:

FUND	DESCRIPTION
10	General
21	Special Revenue Trust
27	Special Education
38	Non-Referendum Debt Service
39	Referendum Debt Service
49	Capital Projects
50	Food Service
72	Private Benefit Trust
73	Employee Benefit Trust
80	Community Service
99	Other Cooperative Funds

A state revenue cap formula is a significant factor in the development of the budget. The revenue cap limits the amount of revenue available to school districts from the two main sources- property taxes and state equalization aid. The revenue cap directly affects Funds 10 and 38, and indirectly affects Fund 27.

Student enrollment is a key factor in the revenue cap formula. The most recent four years of historical numbers and the projected September 2010 numbers are shown below:

Grade	2006-07	2007-08	2008-09	2009-10	2010-11
EC/Sprouts	80	44	45	53	50
K	230	250	253	270	260
1	257	243	264	257	275
2	224	269	255	268	260
3	222	236	276	262	273
4	219	240	240	281	275
TOTAL	1232	1282	1333	1391	1393
ELEM					
5	266	229	258	258	289
6	246	280	235	260	260
TOTAL	512	509	493	518	549
INTER.					
7	271	271	309	250	290
8	296	281	272	315	250
TOTAL	567	552	581	565	540
MIDDLE					
9	266	297	284	278	315
10	247	277	299	282	278
11	283	251	282	300	282
12	254	288	256	283	300
TOTAL	1050	1113	1121	1143	1175
HIGH					
TOTAL	3361	3456	3528	3617	3657
DISTRICT					

The historical student count, and 2010 projected count, shows an increasing enrollment. This increasing enrollment results in additional revenues being available through the revenue cap formula.

The 2010-2011 revenue cap limit is estimated to increase to \$36,691,933 or \$1,466,442 higher than 2009-2010. This increase equates to a 4.2% increase. The 2010-2011 state equalization aid is estimated to decrease to \$17,042,248 or \$472,910 lower than 2009-2010. This change equates to a 2.7% decrease. The district has not received any information at this time regarding 2010-2011 state equalization aid.

The 2010-2011 tax levy increases to \$24,522,522 or \$1,725,613 higher than 2009-2010. This increase equates to a 7.6% increase. Two years of historical information and the proposed tax levy for this year is shown below.

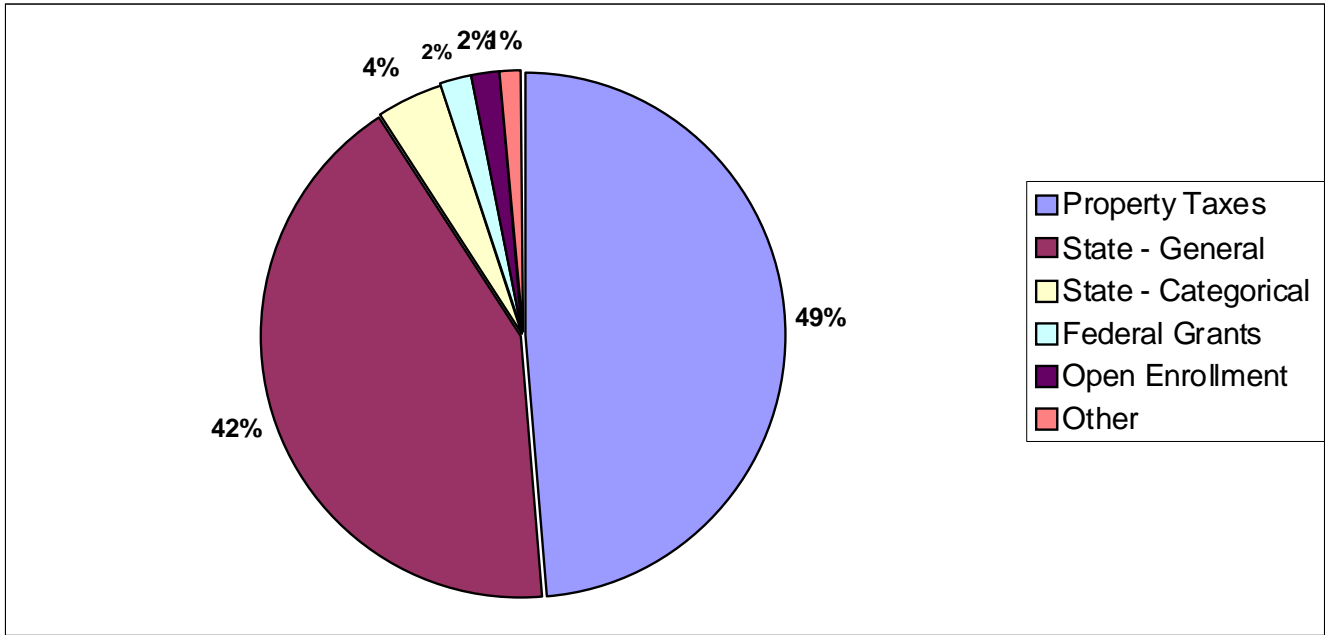
Proposed Property Tax Levy			
FUND	Audited 2008-2009	Actual 2009-10	Proposed 2010-11
General Fund	15,659,101.00	17,585,541.00	19,524,893.00
Referendum Debt Service Fund	4,939,874.00	4,970,908.00	4,722,604.00
Non-Referendum Debt Service Fund	83,895.00	82,460.00	81,025.00
Community Service Fund	139,125.00	158,000.00	194,000.00
TOTAL SCHOOL LEVY	20,821,995.00	22,796,909.00	24,522,522
PERCENTAGE INCREASE -- TOTAL LEVY FROM PRIOR YR	7.4%	9.5%	7.6%

The 2010-2011 tax base is estimated to remain the same at \$2,107,450,933 or \$0 higher than 2009-2010. This change equates to a 0% increase. The 2010-2011 tax rate (tax levy/tax base) increases to \$11.64 or \$.82 higher than 2009-2010. This increase equates to a 7.6% increase. The school tax on a \$200,000 home is estimated to increase from \$2,164 to \$2,328 or \$164 higher (assuming home had assessment change of 0%).

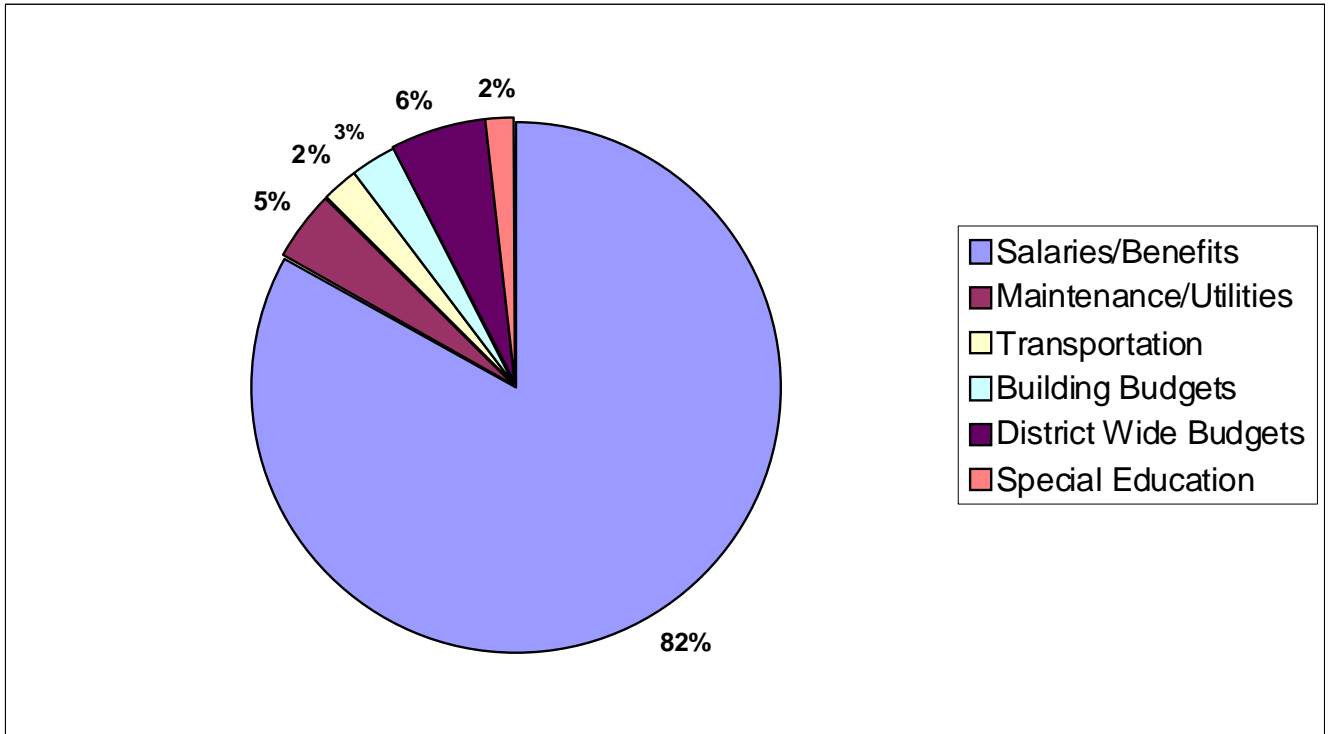
A summary of the expenditures showing two years of historical information and the proposed 2010-2011 budget is shown below. Fund 72 and 73 are not included in the summary below.

Total Expenditures and Other Financing Uses			
ALL FUNDS	Audited 2008-2009	Actual 2009-2010	Proposed 2010-2011
GROSS TOTAL EXPENDITURES -- ALL FUNDS	47,805,307.34	51,054,810.00	51,628,015.00
Interfund Transfers (Source 100) - ALL FUNDS	4,046,473.57	4,344,062.00	4,448,651.00
Refinancing Expenditures (FUND 30)	0.00	0.00	0.00
NET TOTAL EXPENDITURES – ALL FUNDS	43,758,833.77	46,710,748.00	47,179,364.00
PERCENTAGE INCREASE – NET TOTAL FUND EXPENDITURES FROM PRIOR YEAR	5.19%	6.75%	1.0%

Where do the revenues come from? (Funds 10 and 27)



What are the expenditures spent on? (Funds 10 and 27)



Each fund is presented in more detail on the following pages.

General Fund 10

Purpose of Fund: The purpose of the general fund 10 is to account for the educational programs and operations of the school district, excluding special education programs.

	2009-2010	2010-2011	\$ Change	% Change
Revenues:				
Property Taxes	\$17,585,541	\$19,524,893	1,939,352	11.0
Admissions	\$80,000	\$80,000	0	0
Interest	\$50,000	\$50,000	0	0
Student Fees	\$225,000	\$225,000	0	0
Rentals	\$15,000	\$15,000	0	0
Miscellaneous	\$20,000	\$25,000	5,000	25
Tuition – OE	\$534,769	\$599,199	64,430	12.1
Transportation Aid	\$47,000	\$49,000	2,000	4.3
Library Aid	\$114,000	\$114,000	0	0
Equalization Aid	\$17,515,158	\$17,042,248	(472,910)	(2.7)
Computer Aid	\$42,332	\$42,332	0	0
Debt Premium	\$20,000	\$20,000	0	0
Aidable Refund	\$20,000	\$30,000	10,000	50
Title 1 Grant	\$65,602	\$65,602	0	0
Title 2 Grant	\$58,641	\$58,641	0	0
Title 3 Grant	\$9,638	\$9,638	0	0
Title 4 Grant	\$7,964	\$7,964	0	0
Title 5 Grant	\$0	\$0	0	0
Sharon Nelson Grant	\$139,380	\$0	(139,380)	(100)
Medicaid	\$0	\$0	0	0
Total Revenues	\$36,550,025	\$37,958,517	1,408,492	3.9

The 2010-11 grant budgets are not available at this time.

The 2010-11 open enrollment budgets have been adjusted based on 10 additional students. Actual student attendance in the fall of 2010 will determine the final amounts.

The state equalization aid/property tax budgets will be revised based on the aid information received from the Department of Public Instruction.

The interest earnings/interest expenses for borrowings will be revised in the fall of 2010 based on market conditions.

	2009-2010	2010-2011	\$ Change	% Change
Expenditures:				
Personnel Costs	\$26,470,708	\$27,566,418	1,095,710	4.1
Prairie School	\$99,619	\$99,619	0	0
Heritage School	\$60,214	\$60,214	0	0
Arboretum School	\$108,495	\$108,495	0	0
Intermediate School	\$102,410	\$102,410	0	0
Middle School	\$143,701	\$143,701	0	0
High School	\$464,542	\$464,542	0	0
Athletics	\$140,322	\$140,322	0	0
Utilities	\$1,136,800	\$1,136,800	0	0
Maintenance	\$594,430	\$694,430	100,000	16.8
Transportation	\$710,000	\$730,000	20,000	2.8
Textbooks	\$210,000	\$210,000	0	0
Technology	\$576,304	\$576,304	0	0
Business/District Wide	\$1,459,516	\$1,460,516	1,000	.1
Transfer to Fund 27	\$4,272,964	\$4,448,651	175,687	4.1
Total Expenditures	\$36,550,025	\$37,942,422	1,392,397	3.8
Rev-Exp	\$0	\$16,095	16,095	--
Beg Fund Balance	\$4,994,412	\$4,994,412	0	0
End Fund Balance	\$4,994,412	\$5,010,507	16,095	.3

Overall considerations for Fund 10:

- Budget is balanced with a small positive balance.
- Revenue cap increase is estimated based on September, 2010 student count and \$200/student increase.
- State equalization aid information has not been provided at this time.
- No fee increase for general student fees.
- General contingency of \$100,000 is added back in the budget.
- The personnel budget includes a 3.87 FTE teaching increase, a 1.0 Director of Technology position, and salary and benefit increases for existing staff. The additional teaching positions are presented on the next page.

Additional Positions

Building	Position	FTE
Prairie	Classroom Teacher	0
	Specialist Teacher	0
Heritage	Classroom Teacher	0
	Specialist Teacher	0
Arboretum	Classroom Teacher	0
	Specialist Teacher	0
K-4 Buildings		0
Arboretum, Heritage, Prairie	Assistant Time	0
Intermediate School	Classroom Teacher	+2.0
	Specialist Teacher	+.62
Middle School	Classroom Teacher	0
	Specialist Teacher	0
High School	Classroom Teacher	+.91
	Specialist Teacher	+.34
Special Ed. – Fund 27	Learning Disabled Teacher	-.50
K-12	Director of Technology	+1.0
Total Additional Staffing		+4.37
(Fund 10)		+4.87
(Fund 27)		-.50

Fund 21

Purpose of Fund: The purpose of the Special Revenue Trust Fund 21 is to account for gifts specified by donors to be used for operating purposes.

	2009-10	2010-2011	\$ Change	% Change
Revenues:				
Gifts	\$60,000	\$60,000	0	0
Total Revenues	\$60,000	\$60,000	0	0
Expenditures:				
Instructional	\$10,000	\$10,000	0	0
Co-Curricular	\$50,000	\$50,000	0	0
Total Expenditures	\$60,000	\$60,000	0	0
Rev – Exp:	\$0	\$0	0	0
Beg Fund Balance	\$4,381	\$4,381	0	0
End Fund Balance	\$4,381	\$4,381	0	0

The 2008-09 fiscal year was the first year for Fund 21. The 2010-11 budget will be revised during the fall of 2010 based on actual activity during 2009-10.

Special Education Fund 27

Purpose of Fund: The purpose of the special education Fund 27 is to account for all of the special education programs and operations in the school district.

	2009-10	2010-11	\$ Change	% Change
Revenues:				
Federal Grant CESA	\$0	\$0	0	0
Federal Grant PS	\$14,543	\$14,543	0	0
Federal Grant PS ARRA	\$35,182	\$0	(35,182)	(100)
Federal Grant FT	\$599,911	\$599,911	0	0
Federal Grant FT ARRA	\$744,096	\$0	(744,096)	(100)
State Aid	\$1,500,000	\$1,525,000	25,000	1.7
Tuition – OE	\$67,652	\$67,652	0	0
Transfer In Fund 10	\$4,272,964	\$4,448,651	175,687	4.1
Medicaid	\$50,000	\$50,000	0	0
Total Revenues	\$7,284,348	\$6,705,757	(578,591)	(7.9)
Expenditures:				
Personnel Costs	\$5,592,188	\$5,787,875	195,687	3.5
Tuition – OE	\$32,215	\$32,215	0	0
Pupil Services Budget	\$27,213	\$27,213	0	0
Transportation	\$200,000	\$205,000	5,000	2.5
CESA Payment – Vision	\$21,000	\$21,000	0	0
District Payment - Hearing	\$13,000	\$13,000	0	0
Federal Grant FT	\$599,911	\$599,911	0	0
Federal Grant FT ARRA	\$744,096	\$0	(744,096)	(100)
Federal Grant PS	\$14,543	\$14,543	0	0
Federal Grant PS ARRA	\$35,182	\$0	(35,182)	(100)
Federal Grant CESA	\$0	\$0	0	0
Medicaid	\$5,000	\$5,000	0	0
Total Expenditures	\$7,284,348	\$6,705,757	(578,591)	(7.9)
Rev – Exp:	\$0	\$0	0	0
Beg Fund Balance	\$0	\$0	0	0
End Fund Balance	\$0	\$0	0	0

The personnel budget includes salary and benefit increases for existing staff, and a decrease of .50 FTE teaching staff.

The 2010-11 grant budgets are not available at this time.

The 2010-11 open enrollment budgets will be adjusted based on actual student attendance in September of 2010.

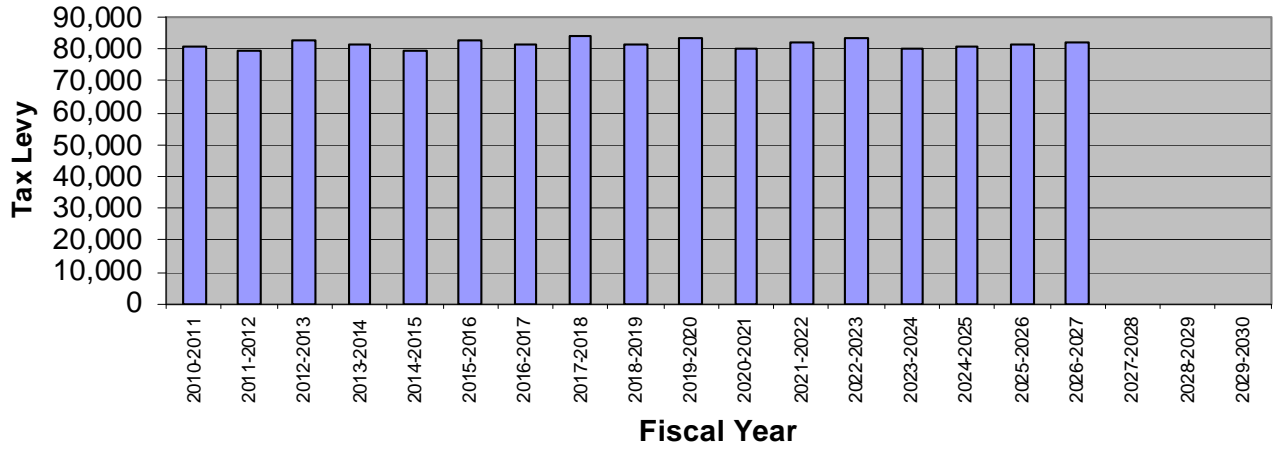
Non – Referendum Debt Service Fund 38

Purpose of Fund: The purpose of the debt service fund 38 is to repay prior debts borrowed without authority of an approved referendum.

	2009-2010	2010-2011	\$ Change	% Change
Revenues:				
Refinancing	\$0	\$0	0	0
Interest Earned	\$0	\$0	0	0
Property Taxes	\$82,460	\$81,025	(1,435)	(1.7)
Total Revenues	\$82,460	\$81,025	(1,435)	(1.7)
Expenditures:				
Refinancing	\$0	\$0	0	0
Interest Owed	\$48,178	\$46,743	(1,435)	(3)
Principal Owed	\$35,000	\$35,000	0	0
Total Expenditures	\$83,178	\$81,743	(1,435)	(1.7)
Rev-Exp:	(\$718)	(\$718)	0	0
Beg Fund Balance	\$24,246	\$23,528	(718)	(3)
End Fund Balance	\$23,528	\$22,810	(718)	(3.1)

The following graph and table reflects the future tax levies (1 borrowing) in this fund.

Debt Service Payments Remaining



FISCAL YEAR	AMOUNT DUE
2010-2011	81,025.00
2011-2012	79,590.00
2012-2013	83,052.50
2013-2014	81,412.50
2014-2015	79,772.50
2015-2016	83,030.00
2016-2017	81,185.00
2017-2018	83,887.50
2018-2019	81,137.50
2019-2020	83,250.00
2020-2021	80,225.00
2021-2022	82,062.50
2022-2023	83,543.75
2023-2024	79,806.25
2024-2025	80,925.00
2025-2026	81,756.25
2026-2027	82,300.00
2027-2028	0
2028-2029	0
2029-2030	0
TOTAL DUE	\$1,387,961.25

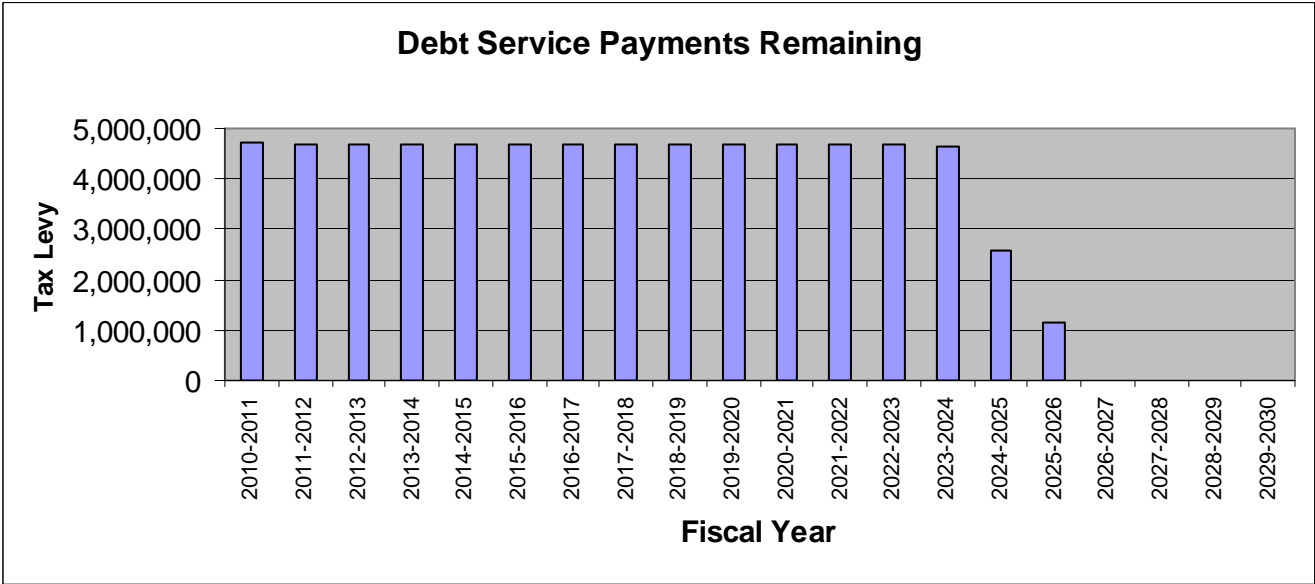
Debt Service Fund 39

Purpose of Fund: The purpose of the debt service fund 39 is to repay prior debts borrowed with authority of an approved referendum.

	2009-2010	2010-2011	\$ Change	% Change
Revenues:				
Premium	\$0	\$0	0	0
Refinancing	\$0	\$0	0	0
Interest Earned	\$15,000	\$5,000	(10,000)	(66.7)
Property Taxes	\$4,970,908	\$4,722,604	(248,304)	(5)
Transfer from 49	\$0	\$0	0	0
Total Revenues:	\$4,985,908	\$4,727,604	(258,304)	(5.2)
Expenditures:				
Refinancing	\$0	\$0	0	0
Interest Owed	\$2,413,272	\$2,300,954	(112,318)	(4.7)
Principal Owed	\$2,627,848	\$2,470,000	(157,848)	(6)
Total Expenditures	\$5,041,120	\$4,770,954	(270,166)	(5.4)
Rev – Exp:	(\$55,212)	(\$43,350)	11,862	(21.5)
Beg Fund Balance	\$1,219,577	\$1,164,365	(55,212)	(4.5)
End Fund Balance	\$1,164,365	\$1,121,015	(43,350)	(3.7)

The following graph and table reflects the future tax levies (4 borrowings) in this fund.

The approved high school referendum in April 2010 will result in a change in the 2010-2011 budget for the 3rd draft of the budget.



FISCAL YEAR	AMOUNT DUE
2010-2011	4,722,604
2011-2012	4,675,259
2012-2013	4,674,150
2013-2014	4,672,198
2014-2015	4,669,428
2015-2016	4,673,999
2016-2017	4,665,701
2017-2018	4,665,180
2018-2019	4,671,191
2019-2020	4,672,563
2020-2021	4,669,245
2021-2022	4,674,525
2022-2023	4,667,363
2023-2024	4,629,981
2024-2025	2,592,125
2025-2026	1,132,625
2026-2027	0
2027-2028	0
2028-2029	0
2029-2030	0
TOTAL DUE	\$69,128,134

Capital Projects Fund 49

Purpose of Fund: The purpose of the capital projects fund 49 is to account for referendum approved remodeling/maintenance projects.

	2009-2010	2010-2011	\$ Change	% Change
Revenues:				
Bond Sales	\$0	\$0	0	0
Interest Earned	\$0	\$0	0	0
Total Revenues	\$0	\$0	0	0
Expenditures:				
Equipment Purchase	\$0	\$0	0	0
Construction Services	\$0	\$0	0	0
Architectural Services	\$0	\$0	0	0
Building Purchase	\$0	\$0	0	0
Transfer to 39	\$0	\$0	0	0
Total Expenditures	\$0	\$0	0	0
Rev – Exp:	\$0	\$0	0	0
Beg Fund Balance	\$0	\$0	0	0
End Fund Balance	\$0	\$0	0	0

The approved high school referendum in April 2010 will result in a capital projects fund budget change for 2010-2011 for the 3rd draft of the budget.

Food Service Fund 50

Purpose of Fund: The purpose of the food service fund 50 is to account for the food service program.

	2009-2010	2010-2011	\$ Change	% Change
Revenues:				
Milk Sales	\$100,000	\$100,000	0	0
Ala-Carte Sales	\$475,000	\$475,000	0	0
Lunch Sales- Students	\$728,000	\$728,000	0	0
Lunch Sales-Adults	\$25,000	\$25,000	0	0
Lunch-Dane County	\$60,000	\$60,000	0	0
Lunch Federal Aid	\$125,000	\$125,000	0	0
Lunch Commodities	\$50,000	\$50,000	0	0
Catering	\$25,000	\$25,000	0	0
Lunch State Aid	\$12,000	\$12,000	0	0
Breakfast Grant	\$20,139	\$20,139	0	0
Total Revenues	\$1,620,139	\$1,620,139	0	0
Expenditures:				
Contracted Services	\$647,500	\$647,500	0	0
Food Purchase	\$650,000	\$650,000	0	0
Other Supplies	\$100,000	\$100,000	0	0
Equipment Purchase	\$25,000	\$25,000	0	0
Software/Tech Costs	\$70,000	\$70,000	0	0
Management Fee	\$0	\$0	0	0
Custodian Costs	\$52,500	\$52,500	0	0
Utility Costs	\$55,000	\$55,000	0	0
Breakfast Grant	\$20,139	\$20,139	0	0
Total Expenditures	\$1,620,139	\$1,620,139	0	0
Rev-Exp:	\$0	\$0	0	0
Beg Fund Balance	\$310,671	\$310,671	0	0
End Fund Balance	\$310,671	\$310,671	0	0

The food service program is contracted out to Taher, Inc. The Dane County lunch program provides meals to community members and the revenue is received from the Dane County Department of Health and Human Services.

The budget for 2010-11 will be determined after the School Board approval of 2010-11 food service fees planned for May 2010.

Private Benefit Trust Fund 72

Purpose of Fund: The purpose of the private benefit trust fund 72 is to account for student scholarships with non-expendable balances (only the interest can be paid out) and expendable balances (principal and interest can be paid out).

	2009-2010	2010-2011	\$ Change	% Change
Revenues:				
Interest	\$5,000	\$5,000	0	0
Gifts	\$0	\$0	0	0
Total Revenues	\$5,000	\$5,000	0	0
Expenditures:				
Scholarships	\$20,000	\$20,000	0	0
Total Expenditures	\$20,000	\$20,000	0	0
Rev-Exp:	(\$15,000)	(\$15,000)	0	0
Beg Fund Balance	\$363,185	\$348,185	(15,000)	(4.1)
End Fund Balance	\$348,185	\$333,185	(15,000)	(4.3)

This fund accounts for the scholarships paid from the Cooper, Ripp, Knudson, Golden Wauna, Statz, Wipperfurth and Wagner scholarships.

Employee Benefit Trust Fund 73

Purpose of Fund: The purpose of the employee benefit trust fund 73 is to account for formally established benefit pension plans, defined contribution plans, or employee benefit plans.

	2009-2010	2010-2011	\$ Change	% Change
Revenues:				
Interest	\$3,000	\$3,000	0	0
Employer Contributions	\$350,327	\$350,327	0	0
Employee Contributions	\$60,000	\$60,000	0	0
Total Revenues	\$413,327	\$413,327	0	0
Expenditures:				
Disbursements	\$350,000	\$350,000	0	0
Total Expenditures	\$350,000	\$350,000	0	0
Rev – Exp:	\$63,327	\$63,327	0	0
Beg Fund Balance	\$97,070	\$160,397	63,327	65.2
End Fund Balance	\$160,397	\$223,724	63,327	39.5

This fund accounts for the annual district payments for other-post employment benefits. The employer contributions are transferred in from Funds 10 and 27.

The budget for 2010-2011 will be determined once all retirements and retirement benefits have been identified.

Community Service Fund 80

Purpose of Fund: The purpose of the community service fund 80 is to account for community activities such as adult education, recreation, athletic camps, and other related community programs.

	2009-2010	2010-2011	\$ Change	% Change
Revenues:				
Property Taxes	\$158,000	\$194,000	36,000	22.8
Athletic Camps	\$60,000	\$60,000	0	0
Adult Staff Dev.	\$5,000	\$5,000	0	0
Adult Mentor Project	\$50,000	\$50,000	0	0
Cable Television	\$10,000	\$5,000	(5,000)	(50)
Community Ed/Rec.	\$65,000	\$65,000	0	0
Total Revenues	\$348,000	\$379,000	31,000	8.9
Expenditures:				
Administration	\$62,000	\$63,000	1,000	1.6
Athletic Camps	\$60,000	\$60,000	0	0
Adult Staff Dev.	\$5,000	\$5,000	0	0
Adult Mentor Project	\$50,000	\$50,000	0	0
Cable Television	\$10,000	\$5,000	(5,000)	(50)
Community Ed/Rec.	\$151,000	\$151,000	0	0
Maintenance	\$10,000	\$20,000	10,000	100
Technology	\$0	\$25,000	\$25,000	--
Total Expenditures	\$348,000	\$379,000	31,000	8.9
Rev – Exp:	\$0	\$0	0	0
Beg Fund Balance	\$107,009	\$107,009	0	0
End Fund Balance	\$107,009	\$107,009	0	0

A community service fund tax levy covers the administrative costs of the community education program and other costs such as custodial, technology, maintenance, and personnel costs not charged to the community through user fees.

The budget for 2009-10 included a new category for maintenance on community service fund facilities like the swimming pool and performing arts center. These facilities are no longer under warranty. This budget is increased for 2010-11.

The budget for 2010-11 includes a new category for technology services for community service programs.

A decision on whether or not Waunakee will continue as the fiscal agent for the “Adult Mentor Project” program will take place this spring.

Other Cooperative Fund 99

Purpose of Fund: The purpose of the other cooperative fund 99 is to account for cooperative fiscal agreements made between school districts.

	2009-2010	2010-2011	\$ Change	% Change
Revenues:				
DCNTP	\$50,000	\$50,000	0	0
Mentor Grants	\$18,000	\$18,000	0	0
Total Revenues	\$68,000	\$68,000	0	0
Expenditures:				
DCNTP	\$50,000	\$50,000	0	0
Mentor Grants	\$18,000	\$18,000	0	0
Total Expenditures	\$68,000	\$68,000	0	0
Rev – Exp:	\$0	\$0	0	0
Beg Fund Balance	\$0	\$0	0	0
End Fund Balance	\$0	\$0	0	0

The Dane County New Teacher project is accounted for in this fund. This project is Sharon Nelson’s mentoring program with 16 participating districts. Each district pays a share of the total costs of this program.

The 2010-2011 grant amounts are not available at this time.

A decision on whether or not Waunakee will continue as the fiscal agent for this program will take place this spring.