



**Waunakee Community School District**

Committed to Children . Committed to Community . Committed to Excellence

**2011-2012 Budget  
Final Version**

Prepared by Steve Summers, Business Manager  
October 24th, 2011

TABLE OF CONTENTS

Board of Education .....3  
Introduction, Timeline, Executive Summary .....4  
Enrollment.....6  
Proposed Property Tax Levy .....7  
Revenues/Expenditures Summary .....8  
Fund 10 .....9  
Staffing Summary .....11  
Fund 21 .....12  
Fund 27 .....13  
Fund 38 .....14  
Fund 39... .....16  
Fund 45 .....18  
Fund 50 .....19  
Fund 72 .....20  
Fund 73 .....21  
Fund 80 .....22  
Fund 99 .....23

2011-2012

Board of Education

<u>Name</u>		<u>Municipality</u>	<u>Term Expires</u>
Peggy Hill-Breunig	President	Town of Westport	Spring 2012
Julie Waner	Vice President	Village of Waunakee	Spring 2014
Gary Epping	Treasurer	Towns of Dane/Springfield	Spring 2013
Joan Ensign	Clerk	Town of Westport	Spring 2014
Karla Homan	Director	Village of Waunakee	Spring 2013
Jack Heinemann	Director	Village of Waunakee	Spring 2013
Wade Hansen	Director	Town of Vienna	Spring 2012

Budget Committee Members

Gary Epping, Chair  
Julie Waner  
Peggy Hill-Breunig

# Waunakee Community School District

## Introduction

A budget is a financial plan designed to achieve the educational objectives of the Waunakee Community School District. The budget needs to be accountable to meet these educational objectives within the financial constraints that exist. The budget needs to be understandable to the Board of Education, administration, staff, parents, and the district taxpayers. The budget was developed with significant staff input regarding needs and priorities. The budget was developed based on principals of long-term fiscal planning.

## Timeline

The budget process for the 2011-2012 fiscal year began in December 2010 with the preparation of budget guidelines, a 5-year budget forecast, and a budget timeline. The draft budget guidelines, a 5-year budget forecast, and budget timeline were presented to the Budget Committee in January 2011. The 2011-2012 revised budget planning process was reviewed by the Budget Committee in March of 2011 and by the Board of Education at the regular March board meeting. Building/department level budget planning took place between February-March. Administrative review of the budget took place in March and April. The Budget Committee and the Board of Education reviewed budget planning parameters during April. The first draft of the budget was presented to the Board of Education in May. The second draft of the budget was presented in June. A public hearing on the budget took place in June. The administration requested that the Board of Education approve the preliminary budget in June. An update was presented in August after receiving the state equalization aid estimate from the Wisconsin Department of Public Instruction. The preliminary budget was presented at the Annual Meeting in October with community approval of the tax levy. The Budget Committee reviewed any necessary changes to the budget in October. The Board of Education will approve the final version of the budget and set the tax levy at a special meeting in October scheduled for the 24<sup>th</sup>.

## Executive Summary

A school district's budget is divided into many "funds". These "funds" are used to account for specific school district programs. The different "funds" and their descriptions are presented below:

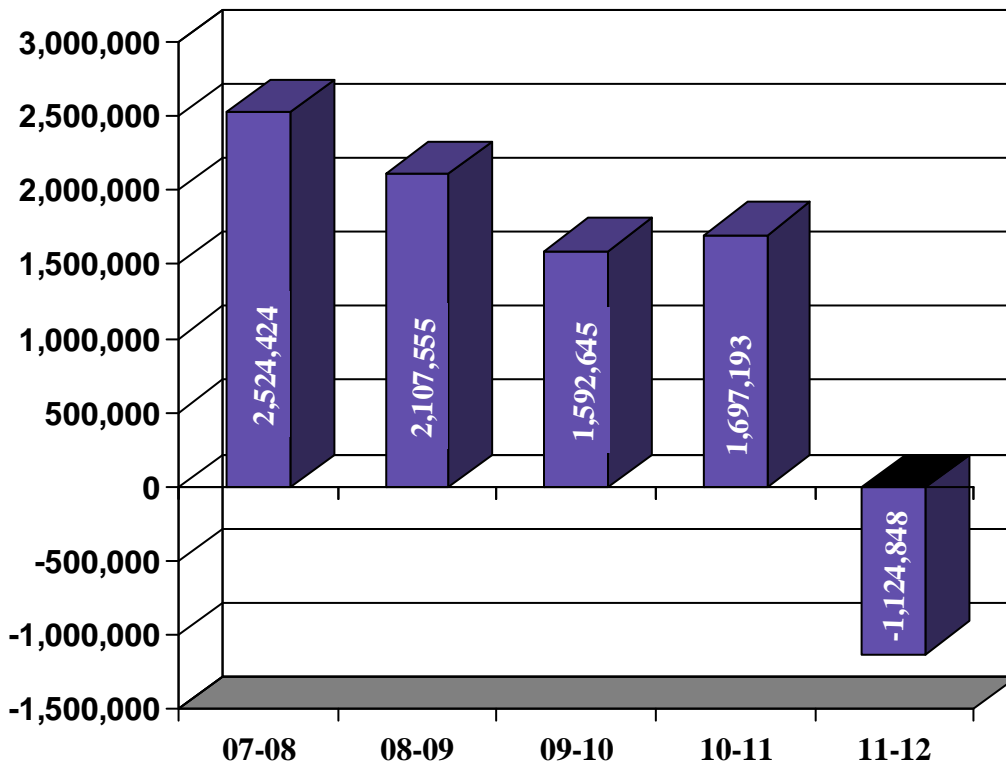
FUND	DESCRIPTION
10	General
21	Special Revenue Trust
27	Special Education
38	Non-Referendum Debt Service
39	Referendum Debt Service
45	Capital Projects
50	Food Service
72	Private Benefit Trust
73	Employee Benefit Trust
80	Community Service
99	Other Cooperative Funds

## Waunakee Community School District

A state revenue cap formula is a significant factor in the development of the budget. The revenue cap limits the amount of revenue available to school districts from the two main sources—property taxes and state equalization aid. The revenue cap directly affects Funds 10 and 38, and indirectly affects Fund 27. Fund 27 is primarily funded from a transfer from Fund 10.

The 2011-13 state budget proposal reduces the revenue cap per student amount by 5.5% during 2011-12. The most recent four years of revenue cap changes and the actual decrease for 2011-12 are shown below:

### REVENUE CAP INCREASE



# Waunakee Community School District

## Enrollment

Student enrollment is a key factor in the revenue cap formula. The most recent four years of historical numbers and the actual September 2011 numbers are shown below:

Grade	2007-08	2008-09	2009-10	2010-11	2011-12
<b>EC</b>	44	45	53	46	20
<b>4K</b>	---	---	---	---	219
<b>K</b>	250	253	270	266	256
<b>1</b>	243	264	257	280	264
<b>2</b>	269	255	268	275	280
<b>3</b>	236	276	262	276	279
<b>4</b>	240	240	281	271	275
<b>TOTAL ELEM</b>	<b>1282</b>	<b>1333</b>	<b>1391</b>	<b>1414</b>	<b>1593</b>
<b>5</b>	229	258	258	287	277
<b>6</b>	280	235	260	271	294
<b>TOTAL INTER.</b>	<b>509</b>	<b>493</b>	<b>518</b>	<b>558</b>	<b>571</b>
<b>7</b>	271	309	250	285	288
<b>8</b>	281	272	315	253	286
<b>TOTAL MIDDLE</b>	<b>552</b>	<b>581</b>	<b>565</b>	<b>538</b>	<b>574</b>
<b>9</b>	297	284	278	330	253
<b>10</b>	277	299	282	278	323
<b>11</b>	251	282	300	271	272
<b>12</b>	288	256	283	305	288
<b>TOTAL HIGH</b>	<b>1113</b>	<b>1121</b>	<b>1143</b>	<b>1184</b>	<b>1136</b>
<b>TOTAL DISTRICT</b>	<b>3456</b>	<b>3528</b>	<b>3617</b>	<b>3694</b>	<b>3874</b>

The historical student count, and 2011 actual count, shows an increasing enrollment. This increasing enrollment results in additional revenues being available through the revenue cap formula.

The 2011-2012 revenue cap limit decreases to \$35,797,836 or \$1,124,848 lower than 2010-2011. This decrease equates to a 3.0% decrease. The 2011-2012 state equalization aid decreases to \$16,841,501 or \$1,867,654 lower than 2010-2011. This change equates to a 10.0% decrease. The district has received the 2011-2012 state equalization aid certification from the WI Department of Public Instruction.

## Waunakee Community School District

The 2011-2012 tax levy increases to \$23,854,376 or \$364,820 higher than 2010-2011. This increase equates to a 1.6% increase. Two years of historical information and the actual tax levy for this year is shown below.

<b>Proposed Property Tax Levy</b>			
<b>FUND</b>	<b>Audited 2009-2010</b>	<b>Audited 2010-11</b>	<b>Proposed 2011-12</b>
General Fund	17,585,541.00	18,096,007.00	18,837,687.00
Referendum Debt Service Fund	4,970,908.00	5,134,424.00	4,646,324.00
Non-Referendum Debt Service Fund	82,460.00	81,025.00	79,590.00
Community Service Fund	158,000.00	178,100.00	290,775.00
<b>TOTAL SCHOOL LEVY</b>	<b>22,796,909.00</b>	<b>23,489,556.00</b>	<b>23,854,376.00</b>
<b>PERCENTAGE INCREASE -- TOTAL LEVY FROM PRIOR YR</b>	<b>9.5%</b>	<b>3.0%</b>	<b>1.6%</b>

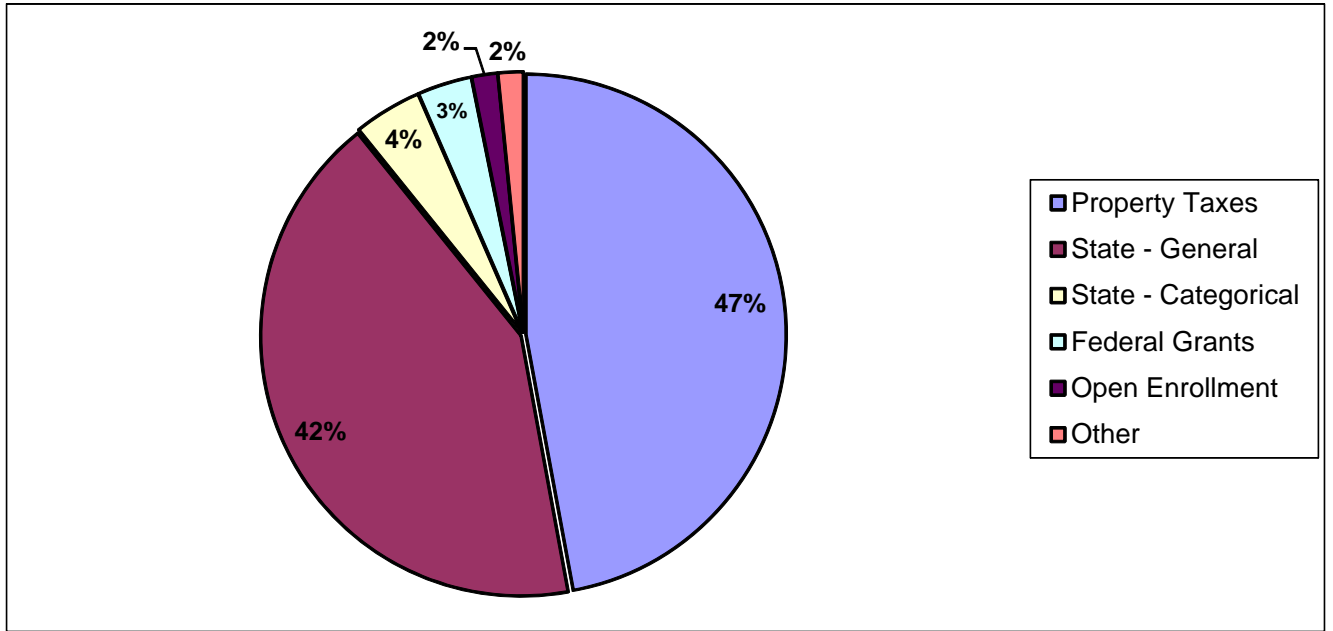
The 2011-2012 tax base is \$2,088,996,497 or \$24,814,665 higher than 2010-2011. This change equates to a 1.2% increase. The 2011-2012 tax rate (tax levy/tax base) increases to \$11.42 or \$.04 higher than 2010-2011. This increase equates to a .4% increase. The school tax on a \$200,000 home is estimated to increase from \$2,276 to \$2,284 or \$8 higher (assuming home had assessment change of 0%).

A summary of the expenditures showing two years of historical information and the actual 2011-2012 budget is shown below. Fund 72 and 73 are not included in the summary below.

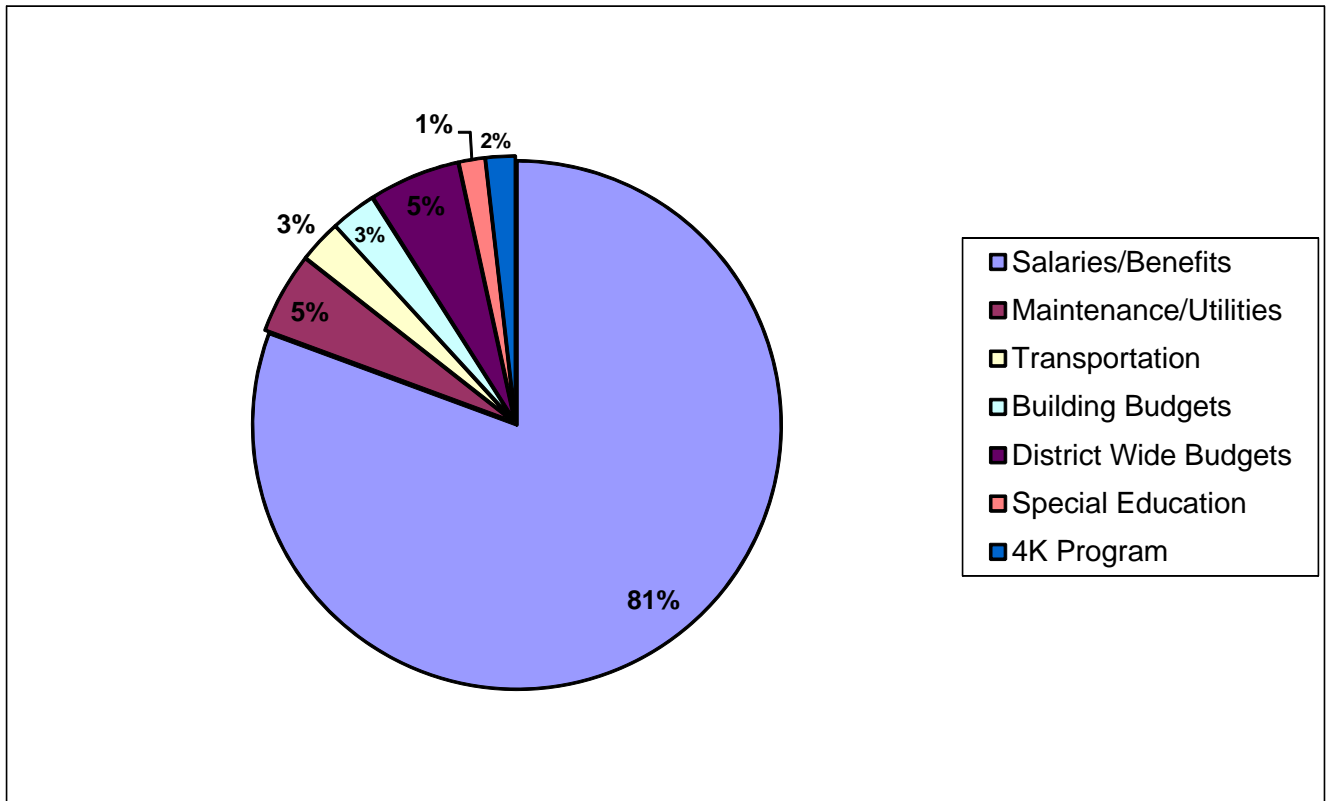
<b>Total Expenditures and Other Financing Uses</b>			
<b>ALL FUNDS</b>	<b>Audited 2009-2010</b>	<b>Audited 2010-2011</b>	<b>Proposed 2011-2012</b>
<b>GROSS TOTAL EXPENDITURES -- ALL FUNDS</b>	50,321,390.08	68,852,295.16	59,661,805.00
<b>Interfund Transfers (Source 100) - ALL FUNDS</b>	4,216,399.67	3,851,077.72	4,703,739.00
<b>Refinancing Expenditures (FUND 30)</b>	0.00	12,014,656.14	4,775,000.00
<b>NET TOTAL EXPENDITURES – ALL FUNDS</b>	<b>46,104,990.41</b>	<b>52,986,561.30</b>	<b>50,183,066.00</b>
<b>PERCENTAGE INCREASE – NET TOTAL FUND EXPENDITURES FROM PRIOR YEAR</b>	<b>5.36%</b>	<b>14.93%</b>	<b>(5.3%)</b>

# Waunakee Community School District

## Where do the revenues come from? (Funds 10 and 27)



## What are the expenditures spent on? (Funds 10 and 27)



Each fund is presented in more detail on the following pages.

## Waunakee Community School District

### General Fund 10

**Purpose of Fund:** The purpose of the general fund 10 is to account for the educational programs and operations of the school district, excluding special education programs.

	2010-2011	2011-2012	\$ Change	% Change
<b>Revenues:</b>				
Property Taxes	\$18,096,007	\$18,837,687	\$741,680	4.1
Admissions	\$80,000	\$80,000	0	0
Interest	\$30,000	\$10,000	(\$20,000)	(66.7)
Student Fees	\$243,125	\$310,500	\$67,375	27.7
Rentals	\$15,000	\$17,000	\$2,000	13.3
Miscellaneous	\$25,000	\$25,000	0	0
Tuition – OE	\$509,700	\$610,868	\$101,168	19.9
Transportation Aid	\$49,000	\$49,000	0	0
Library Aid	\$114,000	\$117,867	3,867	3.4
Equalization Aid	\$18,709,155	\$16,841,501	(\$1,867,654)	(10.0)
Computer Aid	\$36,497	\$39,058	\$2,561	7.0
Debt Premium	\$20,000	\$0	(\$20,000)	(100.0)
Aidable Refund	\$30,000	\$35,000	\$5,000	16.7
Title 1 Grant	\$71,318	\$76,741	\$5,423	7.6
Title 2 Grant	\$55,781	\$42,978	( \$12,803)	(23.0)
Title 3 Grant	\$9,645	\$9,217	(\$428)	(4.4)
Title 4 Grant	\$4,699	\$500	(\$4,199)	(89.4)
Federal Jobs Grant	\$31,357	\$602,000	\$570,643	1819.8
Federal Flo-Through	0	\$89,801	\$89,801	--
<b>Total Revenues</b>	<b>\$38,130,284</b>	<b>\$37,794,718</b>	<b>(335,566)</b>	<b>(.9)</b>

The 2011-12 grant budgets are final at this time.

The 2011-12 open enrollment budgets have been adjusted based on actual student attendance in the fall of 2011.

The state equalization aid/property tax budgets have been revised based on final information received from the Department of Public Instruction in October.

The interest earnings/interest expenses for borrowings have been revised in the fall of 2011 based on market conditions.

## Waunakee Community School District

	2010-2011	2011-2012	\$ Change	% Change
<b>Expenditures:</b>				
Personnel Costs	\$27,699,920	\$26,385,240	(\$1,314,680)	(4.8)
Prairie School	\$99,619	\$103,159	\$3,540	3.6
Heritage School	\$60,214	\$61,304	\$1,090	1.8
Arboretum School	\$108,495	\$112,112	\$3,617	3.3
Intermediate School	\$102,410	\$101,710	(\$700)	(.7)
Middle School	\$143,701	\$142,551	(\$1,150)	(.8)
High School	\$464,542	\$456,776	(\$7,766)	(1.7)
Athletics	\$140,322	\$140,322	0	0
Utilities	\$1,136,800	\$1,176,800	\$40,000	3.5
Maintenance	\$683,896	\$810,375	\$126,479	18.5
Transportation	\$770,000	\$835,000	\$65,000	8.4
Textbooks	\$210,000	\$210,000	0	0
Technology	\$422,036	\$422,036	0	0
Business/District Wide	\$1,599,468	\$1,521,719	(\$77,749)	(4.9)
Transfer to Fund 27	\$4,479,486	\$4,503,739	\$24,253	.5
4K Program	0	\$725,000	\$725,000	--
Staff development program	0	\$77,500	\$77,500	--
Total Expenditures	\$38,120,909	\$37,785,343	(\$335,566)	(.9)
<b>Rev-Exp</b>	<b>\$9,375</b>	<b>\$9,375</b>	<b>\$0</b>	<b>0</b>
<b>Beg Fund Balance</b>	<b>\$5,562,008</b>	<b>\$6,265,055</b>	<b>\$703,047</b>	<b>12.6</b>
<b>End Fund Balance</b>	<b>\$6,265,055</b>	<b>\$6,274,430</b>	<b>\$9,357</b>	<b>.1</b>

### Overall considerations for Fund 10:

- The budget is balanced with a small positive balance.
- The small positive balance is reserved for future parking lot expenses (\$9,375).
- The revenue cap decrease is final based on the September, 2011 actual student count and a 5.5%/student decrease.
- The state equalization aid certification has been provided at this time.
- A \$10 fee increase for textbook/supplies, a \$10 fee for band uniform rental, and a \$10/activity co-curricular fee increase is included.
- A general contingency of \$151,479 is included in the budget.
- The personnel budget includes a new 5.8% WRS payroll deduction, savings from retirements/resignations, and FTE changes as presented on the next page.

## Waunakee Community School District

### Additional Positions

<u>Building</u>	<u>Position</u>	<u>FTE</u>
Prairie	Classroom Teacher	0
Heritage	Classroom Teacher	0
Arboretum	Classroom Teacher	0
K-4 Buildings	Classroom Teacher	0
	Para-Educators	-1.8
Intermediate School	Classroom Teacher	0
	Para-Educators	0
Middle School	Classroom Teacher	0
	Assistant Principal	.30
High School	Classroom Teacher	1.34
	Para-Educators	-1.0
General Music (K-12)	Teacher	-.09
Orchestra (K-12)	Teacher	.10
Spanish (K-12)	Teacher	-.47
French (6-12)	Teacher	.04
FACE (7-12)	Teacher	-.58
High School Mandarin	Teacher	.50
High School Guidance	Teacher	.60
Special Ed. – Fund 27	Teacher	0
	Para-Educators	0
<b>Total Additional Staffing</b>		<b>-1.06</b>
(Fund 10)		-1.06
(Fund 27)		0

## Waunakee Community School District

### Fund 21

**Purpose of Fund:** The purpose of the Special Revenue Trust Fund 21 is to account for gifts specified by donors to be used for operating purposes.

	2010-2011	2011-2012	\$ Change	% Change
<b>Revenues:</b>				
Gifts	\$61,000	\$115,000	\$54,000	88.5
Total Revenues	\$61,000	\$115,000	\$54,000	88.5
<b>Expenditures:</b>				
Instructional	\$1,000	\$5,000	\$4,000	400
Co-Curricular	\$60,000	\$110,000	\$50,000	83.3
Total Expenditures	\$61,000	\$115,000	\$54,000	88.5
<b>Rev – Exp:</b>	\$0	\$0	0	0
<b>Beg Fund Balance</b>	\$500	\$1,500	\$1,000	200
<b>End Fund Balance</b>	\$1,500	\$1,500	0	0

## Waunakee Community School District

### Special Education Fund 27

**Purpose of Fund:** The purpose of the special education Fund 27 is to account for all of the special education programs and operations in the school district.

	2010-11	2011-12	\$ Change	% Change
<b>Revenues:</b>				
Federal Grant PS	\$14,030	\$14,450	\$420	3.0
Federal Grant PS ARRA	\$12,761	\$0	(\$12,761)	(100)
Federal Grant FT	\$604,744	\$515,737	(\$89,007)	(14.7)
Federal Grant FT ARRA	\$13,828	\$0	(\$13,828)	(100)
State Aid	\$1,575,000	\$1,530,000	(\$45,000)	(2.9)
Tuition – OE	\$47,572	\$34,740	(\$12,832)	(26.9)
Transfer In Fund 10	\$4,479,486	\$4,503,739	\$24,253	.5
Medicaid	\$75,000	\$75,000	0	0
Transit of State Aid	\$5,000	\$6,500	\$1,500	30
Staff Development	\$0	\$25,000	\$25,000	--
<b>Total Revenues</b>	<b>\$6,827,421</b>	<b>\$6,705,166</b>	<b>(\$122,255)</b>	<b>(1.8)</b>
<b>Expenditures:</b>				
Personnel Costs	\$5,856,957	\$5,853,149	(\$3,808)	(.07)
Tuition – OE	\$20,388	\$11,117	(\$9,271)	(45.5)
Pupil Services Budget	\$27,213	\$27,213	0	0
Transportation	\$210,000	\$210,000	0	0
CESA Payment – Vision	\$40,000	\$20,000	(\$20,000)	(50)
District Payment - Hearing	\$20,000	\$21,000	\$1,000	5.0
Federal Grant FT	\$604,744	\$515,737	(\$89,007)	(14.7)
Federal Grant FT ARRA	\$13,828	\$0	(\$13,828)	(100)
Federal Grant PS	\$14,030	\$14,450	\$420	3.0
Federal Grant PS ARRA	\$12,761	\$0	(\$12,761)	(100)
Medicaid	\$7,500	\$7,500	0	0
Staff Development	\$0	\$25,000	\$25,000	--
<b>Total Expenditures</b>	<b>\$6,827,421</b>	<b>\$6,705,166</b>	<b>(\$122,255)</b>	<b>(1.8)</b>
<b>Rev – Exp:</b>	<b>\$0</b>	<b>\$0</b>	<b>0</b>	<b>0</b>
<b>Beg Fund Balance</b>	<b>\$0</b>	<b>\$0</b>	<b>0</b>	<b>0</b>
<b>End Fund Balance</b>	<b>\$0</b>	<b>\$0</b>	<b>0</b>	<b>0</b>

The personnel budget includes salary and benefit decreases because of the new 5.8% WRS payroll deduction, and increases due to the federal maintenance of effort requirement.

The 2011-12 grant budgets are available at this time.

The 2011-12 open enrollment budgets have been adjusted based on actual student attendance in September of 2011.

## Waunakee Community School District

### Non – Referendum Debt Service Fund 38

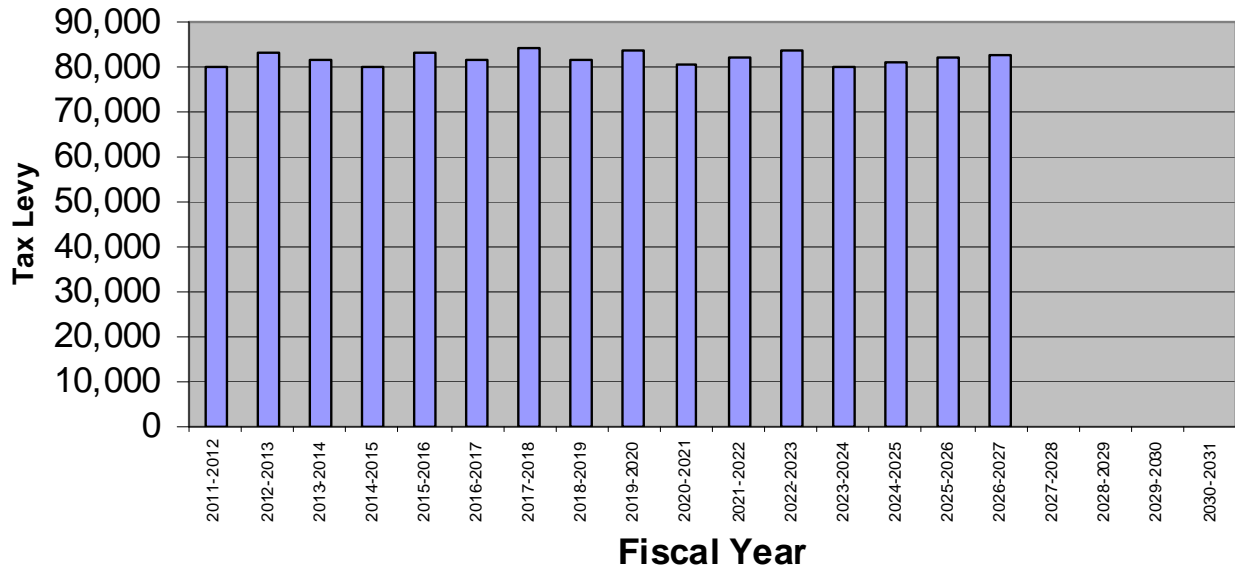
**Purpose of Fund:** The purpose of the debt service fund 38 is to repay prior debts borrowed without authority of an approved referendum.

	2010-2011	2011-2012	\$ Change	% Change
<b>Revenues:</b>				
Refinancing	\$0	\$0	0	0
Interest Earned	\$0	\$0	0	0
Property Taxes	\$81,025	\$79,590	(\$1,435)	(1.8)
Total Revenues	\$81,025	\$79,590	(\$1,435)	(1.8)
<b>Expenditures:</b>				
Refinancing	\$0	\$0	0	0
Interest Owed	\$46,743	\$45,308	(\$1,435)	(3.1)
Principal Owed	\$35,000	\$35,000	0	0
Total Expenditures	\$81,743	\$80,308	(\$1,435)	(1.8)
<b>Rev-Exp:</b>	(\$718)	(\$718)	0	0
<b>Beg Fund Balance</b>	\$23,529	\$22,811	(\$718)	(3.1)
<b>End Fund Balance</b>	\$22,811	\$22,093	(\$718)	(3.2)

This borrowing was used to partially finance the purchase of 905 Bethel Circle.  
The following graph and table reflects the future tax levies (1 borrowing) in this fund.

# Waunakee Community School District

## Debt Service Payments Remaining



FISCAL YEAR	AMOUNT DUE
2011-2012	79,590.00
2012-2013	83,052.50
2013-2014	81,412.50
2014-2015	79,772.50
2015-2016	83,030.00
2016-2017	81,185.00
2017-2018	83,887.50
2018-2019	81,137.50
2019-2020	83,250.00
2020-2021	80,225.00
2021-2022	82,062.50
2022-2023	83,543.75
2023-2024	79,806.25
2024-2025	80,925.00
2025-2026	81,756.25
2026-2027	82,300.00
2027-2028	0
2028-2029	0
2029-2030	0
2030-2031	0
<b>TOTAL DUE</b>	<b>\$1,306,936.25</b>

## Waunakee Community School District

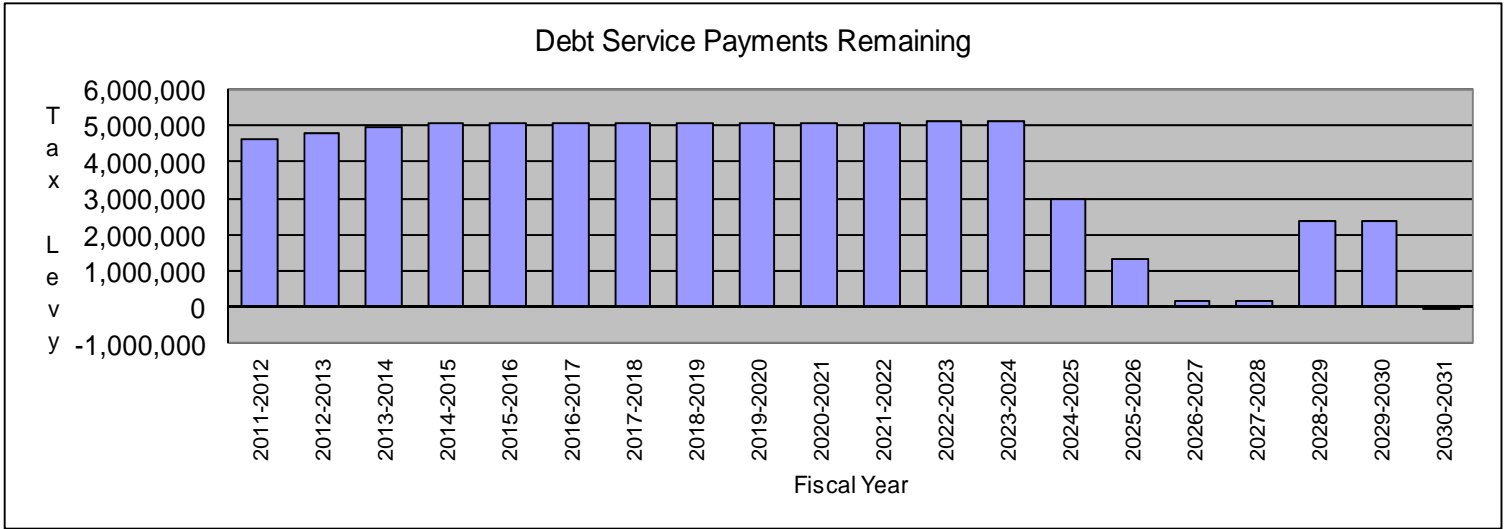
### Debt Service Fund 39

**Purpose of Fund:** The purpose of the debt service fund 39 is to repay prior debts borrowed with authority of an approved referendum.

	2010-2011	2011-2012	\$ Change	% Change
<b>Revenues:</b>				
Premium	\$16,000	\$300,000	\$284,000	1775
Refinancing	\$12,015,000	\$4,475,000	(\$7,540,000)	(62.8)
Interest Earned	\$2,000	\$2,000	0	0
Property Taxes	\$5,134,424	\$4,646,324	(\$488,100)	(9.5)
Transfer from 45	\$0	\$200,000	\$200,000	--
Interest Rebate	\$0	\$283,604	\$283,604	--
Total Revenues:	\$17,167,424	\$9,906,928	(\$7,260,496)	(42.3)
<b>Expenditures:</b>				
Refinancing	\$12,015,000	\$4,775,000	(\$7,240,000)	(60.3)
Interest Owed	\$2,502,571	\$2,573,623	\$71,052	2.8
Principal Owed	\$2,490,000	\$2,630,000	\$140,000	5.6
Bank Fees	\$0	\$2,000	\$2,000	--
Total Expenditures	\$17,007,571	\$9,980,623	(\$7,026,948)	(41.3)
<b>Rev – Exp:</b>	(\$159,853)	(\$73,695)	\$86,158	(53.9)
<b>Beg Fund Balance</b>	\$1,151,194	\$1,449,121	\$297,927	25.8
<b>End Fund Balance</b>	\$1,449,121	\$1,375,426	(\$73,695)	(5.1)

The following graph and table reflects the future tax levies (7 borrowings) in this fund.

# Waunakee Community School District



FISCAL YEAR	AMOUNT DUE
2011-2012	4,646,324
2012-2013	4,804,809
2013-2014	4,952,922
2014-2015	5,086,251
2015-2016	5,095,000
2016-2017	5,086,386
2017-2018	5,090,361
2018-2019	5,085,509
2019-2020	5,090,511
2020-2021	5,090,395
2021-2022	5,089,441
2022-2023	5,110,849
2023-2024	5,112,711
2024-2025	2,966,761
2025-2026	1,306,461
2026-2027	173,836
2027-2028	173,836
2028-2029	2,369,426
2029-2030	2,388,250
2030-2031	(24,259)
<b>TOTAL DUE</b>	<b>\$74,695,779</b>

## Waunakee Community School District

### Capital Projects Fund 45

**Purpose of Fund:** The purpose of the capital projects fund 45 is to account for referendum approved remodeling/maintenance projects.

	2010-2011	2011-2012	\$ Change	% Change
<b>Revenues:</b>				
Bond Sales	\$8,450,000	\$0	(\$8,450,000)	(100)
Interest Earned	\$20,000	\$20,000	0	0
Total Revenues	\$8,470,000	\$20,000	(\$8,450,000)	(99.8)
<b>Expenditures:</b>				
Equipment Purchase	\$700,000	\$1,000,000	(\$300,000)	(42.9)
Construction Services	\$5,825,000	\$1,500,000	(\$4,325,000)	(74.3)
Transfer to Fund 39	\$0	\$200,000	\$200,000	--
Total Expenditures	\$6,525,000	\$2,700,000	(\$3,825,000)	(58.6)
<b>Rev – Exp:</b>	\$1,945,000	(\$2,680,000)	(\$4,625,000)	(237.8)
<b>Beg Fund Balance</b>	\$0	\$3,343,643	\$3,343,643	--
<b>End Fund Balance</b>	\$3,343,643	\$663,643	(\$2,680,000)	(80.1)

The April 2010 high school referendum is accounted for in this fund. The expenses for 2010-2011 will be below the budget, which will increase the beginning balance of funds available for 2011-12. The project should be completed by August of 2012.

## Waunakee Community School District

### Food Service Fund 50

**Purpose of Fund:** The purpose of the food service fund 50 is to account for the food service program.

	2010-2011	2011-2012	\$ Change	% Change
<b>Revenues:</b>				
Milk Sales	\$110,000	\$116,000	\$6,000	5.5
Ala-Carte Sales	\$400,000	\$436,000	\$36,000	9
Lunch Sales- Students	\$757,000	\$748,000	(\$9,000)	(1.2)
Lunch Sales-Adults	\$18,600	\$22,000	\$3,400	18.3
Lunch-Dane County	\$68,300	\$75,000	\$6,700	9.8
Lunch Federal Aid	\$200,000	\$185,000	(\$15,000)	(7.5)
Lunch Commodities	\$63,000	\$60,000	(\$3,000)	(4.8)
Catering	\$35,000	\$35,000	0	0
Lunch State Aid	\$14,000	\$13,000	(\$1,000)	(7.1)
Breakfast Grant	\$26,002	\$0	(\$26,002)	(100)
Breakfast State Aid	\$1,600	\$3,000	\$1,400	87.5
Breakfast Sales	\$15,000	\$30,000	\$15,000	100
Breakfast Federal Aid	\$9,500	\$22,000	\$12,500	131.6
Total Revenues	\$1,718,002	\$1,745,000	\$26,998	1.6
<b>Expenditures:</b>				
Contracted Services	\$697,500	\$727,706	\$30,206	4.3
Food Purchase	\$650,000	\$680,000	\$30,000	4.6
Other Supplies	\$100,000	\$100,000	0	0
Equipment Purchase	\$25,000	\$25,000	0	0
Software/Tech Costs	\$40,650	\$40,650	0	0
Personnel Costs	\$81,850	\$86,644	\$4,794	5.9
Utility Costs	\$55,000	\$55,000	0	0
Breakfast Grant	\$26,002	\$0	(\$26,002)	(100)
Commodity Charges	\$30,000	\$30,000	0	--
Total Expenditures	\$1,706,002	\$1,745,000	\$38,998	2.3
<b>Rev-Exp:</b>	\$12,000	\$0	(\$12,000)	(100)
<b>Beg Fund Balance</b>	\$366,203	\$354,610	(\$11,593)	(3.2)
<b>End Fund Balance</b>	\$354,610	\$354,610	0	0

The food service program is contracted out to Taher, Inc. The Dane County lunch program provides meals to community members and the revenue is received from the Dane County Department of Health and Human Services.

The breakfast program will be offered at all 6 schools from the beginning of the school year. There are no fee increases included for 2011-12 for breakfast or milk. A \$.10 fee increase is included for lunch.

## Waunakee Community School District

### Private Benefit Trust Fund 72

**Purpose of Fund:** The purpose of the private benefit trust fund 72 is to account for student scholarships with non-expendable balances (only the interest can be paid out) and expendable balances (principal and interest can be paid out).

	2010-2011	2011-2012	\$ Change	% Change
<b>Revenues:</b>				
Interest	\$2,000	\$5,000	\$3,000	150
Gifts	\$0	\$1,000	\$1,000	--
Total Revenues	\$2,000	\$6,000	\$4,000	200
<b>Expenditures:</b>				
Scholarships	\$20,000	\$25,000	\$5,000	25
Total Expenditures	\$20,000	\$25,000	\$5,000	25
<b>Rev-Exp:</b>	(\$18,000)	(\$19,000)	\$1,000	5.6
<b>Beg Fund Balance</b>	\$345,956	\$327,673	(\$18,283)	(5.3)
<b>End Fund Balance</b>	\$327,673	\$308,673	(\$19,000)	(5.8)

This fund accounts for the scholarships paid from the Cooper, Ripp, Knudson, Golden Wauna, Statz, Wipperfurth and Wagner scholarships.

## Waunakee Community School District

### Employee Benefit Trust Fund 73

**Purpose of Fund:** The purpose of the employee benefit trust fund 73 is to account for formally established benefit pension plans, defined contribution plans, or employee benefit plans.

	2010-2011	2011-2012	\$ Change	% Change
<b>Revenues:</b>				
Interest – AUL Trust	\$5,000	\$5,000	0	0
Interest – HRA Trust	\$0	\$10,000	\$10,000	--
Employer Contributions - AUL	\$411,923	\$201,000	(\$210,923)	(51.2)
Employee Contributions – AUL	\$40,000	\$80,000	\$40,000	100
Employer Contributions – HRA	\$0	\$400,000	\$400,000	--
Employee Contributions – HRA	\$0	\$10,000	\$10,000	--
Total Revenues	\$456,923	\$706,000	\$249,077	54.5
<b>Expenditures:</b>				
Disbursements – AUL	\$350,000	\$281,000	(\$69,000)	(19.7)
Disbursements – HRA	\$0	\$200,000	\$200,000	--
Total Expenditures	\$350,000	\$481,000	\$131,000	37.4
<b>Rev – Exp:</b>	\$106,923	\$225,000	\$118,077	110.4
<b>Beg Fund Balance</b>	\$237,693	\$443,419	\$205,726	86.6
<b>End Fund Balance</b>	\$443,419	\$668,419	\$225,000	50.7

This fund accounts for the annual district payments for other-post employment benefits. The employer contributions are transferred in from Funds 10 and 27.

## Waunakee Community School District

### Community Service Fund 80

**Purpose of Fund:** The purpose of the community service fund 80 is to account for community activities such as adult education, recreation, athletic camps, and other related community programs.

	2010-2011	2011-2012	\$ Change	% Change
<b>Revenues:</b>				
Property Taxes	\$178,100	\$290,775	\$112,675	63.3
Athletic Camps	\$66,000	\$66,000	0	0
Adult Staff Dev.	\$5,000	\$5,000	0	0
Adult Mentor Project	\$40,000	\$0	(\$40,000)	(100)
Cable Television	\$5,000	\$5,000	0	0
Community Ed/Rec.	\$78,900	\$69,700	(\$9,200)	(11.7)
<b>Total Revenues</b>	<b>\$373,000</b>	<b>\$436,475</b>	<b>\$63,475</b>	<b>17.02</b>
<b>Expenditures:</b>				
Administration/Technology	\$86,000	\$88,000	\$2,000	2.3
Athletic Camps	\$66,000	\$66,000	0	0
Adult Staff Dev.	\$5,000	\$5,000	0	0
Adult Mentor Project	\$65,000	\$33,890	(\$31,110)	(47.9)
Cable Television	\$5,000	\$5,000	0	0
Community Ed/Rec.	\$151,000	\$168,000	\$17,000	11.3
Maintenance	\$20,000	\$25,000	\$5,000	25.0
Public Safety	0	\$79,475	\$79,475	--
<b>Total Expenditures</b>	<b>\$398,000</b>	<b>\$470,365</b>	<b>\$72,365</b>	<b>18.2</b>
<b>Rev – Exp:</b>	<b>(\$25,000)</b>	<b>(\$33,890)</b>	<b>(\$8,890)</b>	<b>35.6</b>
<b>Beg Fund Balance</b>	<b>\$98,159</b>	<b>\$65,494</b>	<b>(\$32,665)</b>	<b>(33.3)</b>
<b>End Fund Balance</b>	<b>\$65,494</b>	<b>\$31,604</b>	<b>(\$33,890)</b>	<b>(51.8)</b>

A community service fund tax levy covers the administrative costs of the community education program and other costs such as custodial, technology, maintenance, public safety, and personnel costs not charged to the community through user fees.

The budget for 2011-12 includes a new category for public safety (police liaison and crossing guard services).

## Waunakee Community School District

### Other Cooperative Fund 99

**Purpose of Fund:** The purpose of the other cooperative fund 99 is to account for cooperative fiscal agreements made between school districts.

	2010-2011	2011-2012	\$ Change	% Change
<b>Revenues:</b>				
DCNTP	\$57,000	\$80,000	\$23,000	40.4
Mentor Grants	\$17,000	\$0	(\$17,000)	(100)
Total Revenues	\$74,000	\$80,000	\$6,000	8.1
<b>Expenditures:</b>				
DCNTP	\$57,000	\$80,000	\$23,000	40.4
Mentor Grants	\$17,000	\$0	(\$17,000)	(100)
Total Expenditures	\$74,000	\$80,000	\$6,000	(23.0)
<b>Rev – Exp:</b>	\$0	\$0	0	0
<b>Beg Fund Balance</b>	\$0	\$0	0	0
<b>End Fund Balance</b>	\$0	\$0	0	0

The Dane County New Teacher project is accounted for in this fund. This project is the new teacher mentoring program with 13 participating districts. Each district pays a share of the total costs of this program.