



Waunakee Community School District

Committed to Children . Committed to Community . Committed to Excellence

**2013-2014 Budget
Final Version**

Prepared by Steve Summers, Business Manager
November 4, 2013

TABLE OF CONTENTS

Board of Education3
Introduction, Timeline, Executive Summary4
Enrollment.....6
Proposed Property Tax Levy7
Revenues/Expenditures Summary8
Fund 109
Staffing Summary11
Fund 2112
Fund 2713
Fund 3814
Fund 39...16
Fund 4118
Fund 4519
Fund 5020
Fund 7221
Fund 7322
Fund 8023
Fund 9924

Waunakee Community School District

Board of Education

<u>Name</u>		<u>Municipality</u>	<u>Term Expires</u>
Peggy Hill-Breunig	President	Town of Westport	Spring 2015
Julie Waner	Vice President	Village of Waunakee	Spring 2014
Gary Epping	Treasurer	Towns of Dane/Springfield	Spring 2016
Joan Ensign	Clerk	Town of Westport	Spring 2014
David Boetcher	Director	Village of Waunakee	Spring 2016
Jack Heinemann	Director	Village of Waunakee	Spring 2016
Wade Hansen	Director	Town of Vienna	Spring 2015

Budget Committee Members

Gary Epping, Chair
Joan Ensign
Jack Heinemann

Waunakee Community School District

Introduction

A budget is a financial plan designed to achieve the educational objectives of the Waunakee Community School District. The budget needs to be accountable to meet these educational objectives within the financial constraints that exist. The budget needs to be understandable to the Board of Education, administration, staff, parents, and the district taxpayers. The budget was developed with significant staff input regarding needs and priorities. The budget was developed based on principals of long-term fiscal planning.

Timeline

The budget process for the 2013-2014 fiscal year began in January 2013 with the preparation of budget guidelines, a 5-year budget forecast, and a budget timeline. The budget guidelines, a 5-year budget forecast, and budget timeline were approved by the Board of Education at the regular March board meeting. Building/department level budget planning took place between March-April. Staff presentations on the budget process took place in April. Administrative review of the budget took place in March and April. The first draft of the budget was presented to the Budget Committee and the Board of Education in May. The second draft of the budget was presented in June. A public hearing on the budget took place in July. The administration requested that the Board of Education approve the preliminary budget in July. The preliminary budget was presented at the Annual Meeting in October with community approval of the tax levy. The Board of Education will approve the final version of the budget and set the tax levy at a special meeting scheduled for the 4th of November.

Executive Summary

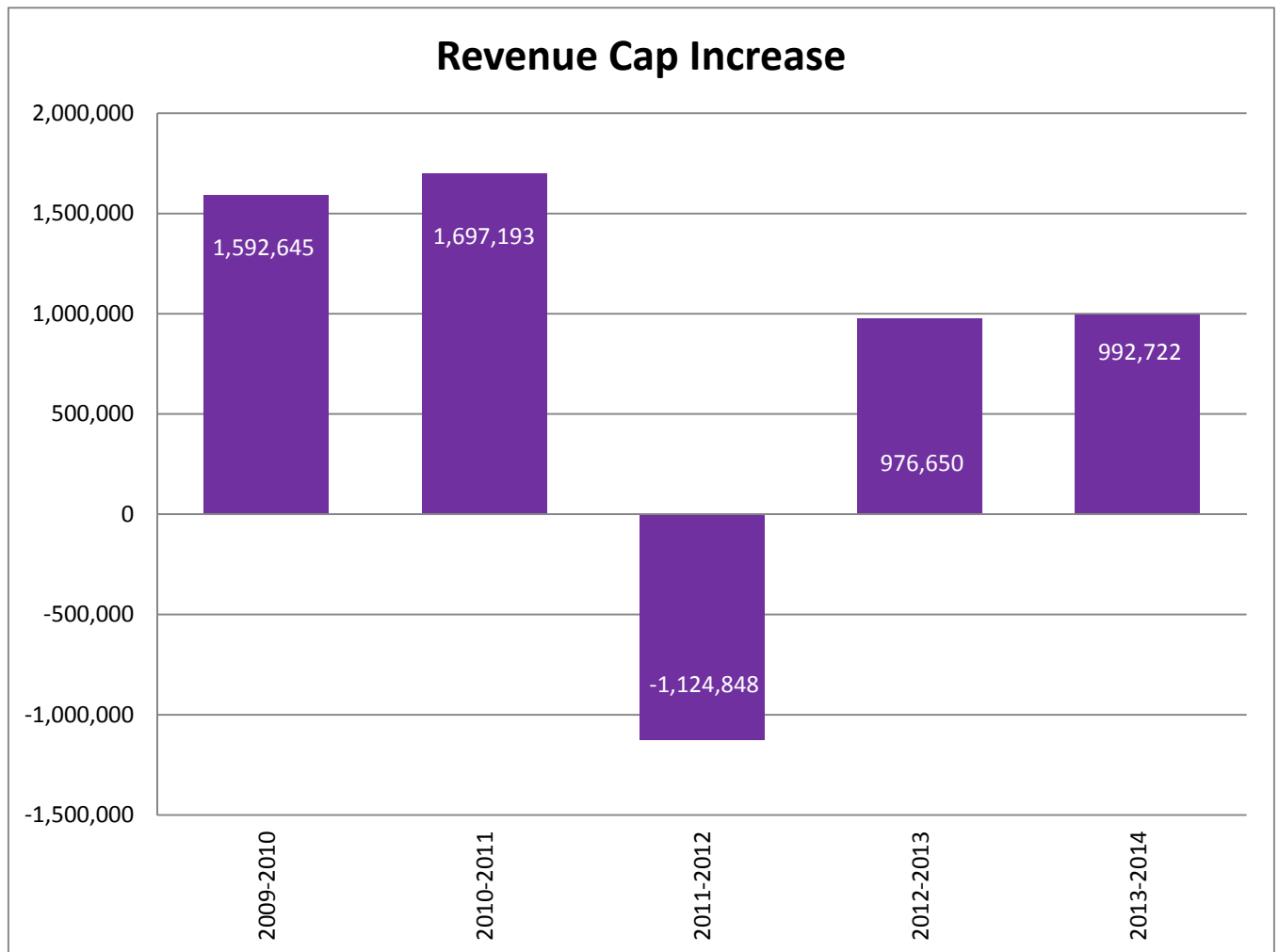
A school district's budget is divided into many "funds". These "funds" are used to account for specific school district programs. The different "funds" and their descriptions are presented below:

FUND	DESCRIPTION
10	General
21	Special Revenue Trust
27	Special Education
38	Non-Referendum Debt Service
39	Referendum Debt Service
41	Capital Expansion Fund
45	Capital Projects
50	Food Service
72	Private Benefit Trust
73	Employee Benefit Trust
80	Community Service
99	Other Cooperative Funds

Waunakee Community School District

A state revenue cap formula is a significant factor in the development of the budget. The revenue cap limits the amount of revenue available to school districts from the two main sources—property taxes and state equalization aid. The revenue cap directly affects Funds 10, 38, and 41, and indirectly affects Fund 27. Fund 27 is primarily funded from a transfer from Fund 10.

The 2013-15 state budget increases the revenue cap per student amount by \$75.00 during 2013-14. The most recent four years of revenue cap changes and the actual increase for 2013-14 is shown below:



Waunakee Community School District

Enrollment

Student enrollment is a key factor in the revenue cap formula. The most recent four years of historical numbers and the actual September 2013 numbers are shown below:

Grade	2009-10	2010-11	2011-12	2012-13	2013-14
EC	53	46	20	15	8
4K	---	---	219	245	252
K	270	266	256	253	253
1	257	280	264	265	272
2	268	275	280	274	275
3	262	276	279	295	295
4	281	271	275	294	293
TOTAL ELEM	1391	1414	1593	1641	1648
5	258	287	277	281	305
6	260	271	294	276	293
TOTAL INTER.	518	558	571	557	598
7	250	285	288	319	316
8	315	253	286	285	318
TOTAL MIDDLE	565	538	574	604	634
9	278	330	253	294	292
10	282	278	323	255	291
11	300	271	272	317	255
12	283	305	288	294	326
TOTAL HIGH	1143	1184	1136	1160	1164
TOTAL DISTRICT	3617	3694	3874	3962	4044

The historical student count shows an increasing enrollment. The actual September enrollment shows an increase of 82 students. Enrollment increases result in additional revenues being available through the revenue cap formula.

The 2013-2014 revenue cap limit increases to \$37,767,208 or \$992,722 higher than 2012-13. This increase equates to a 2.7% increase. The 2013-2014 state equalization aid increases to \$18,627,004 or \$561,348 higher than 2012-13. This change equates to a 3.1% increase. The district has received the state equalization aid certification information from the WI Department of Public Instruction.

Waunakee Community School District

The 2013-2014 tax levy increases to \$24,130,420 or \$466,220 higher than 2012-2013. This increase equates to a 2.0% increase. Two years of historical information and the projected tax levy for this year is shown below.

Proposed Property Tax Levy			
FUND	Audited 2011-12	Audited 2012-13	Proposed 2013-14
General Fund	18,837,687.00	18,448,547.00	18,885,455.00
Referendum Debt Service Fund	4,646,324.00	4,693,904.00	4,724,857.00
Non-Referendum Debt Service Fund	79,590.00	83,053.00	81,412.00
Capital Expansion Fund	0	134,296.00	134,296.00
Community Service Fund	290,775.00	304,400.00	304,400.00
TOTAL SCHOOL LEVY	23,854,376.00	23,664,200.00	24,130,420.00
PERCENTAGE INCREASE -- TOTAL LEVY FROM PRIOR YR	1.6%	-0.80%	2.0%

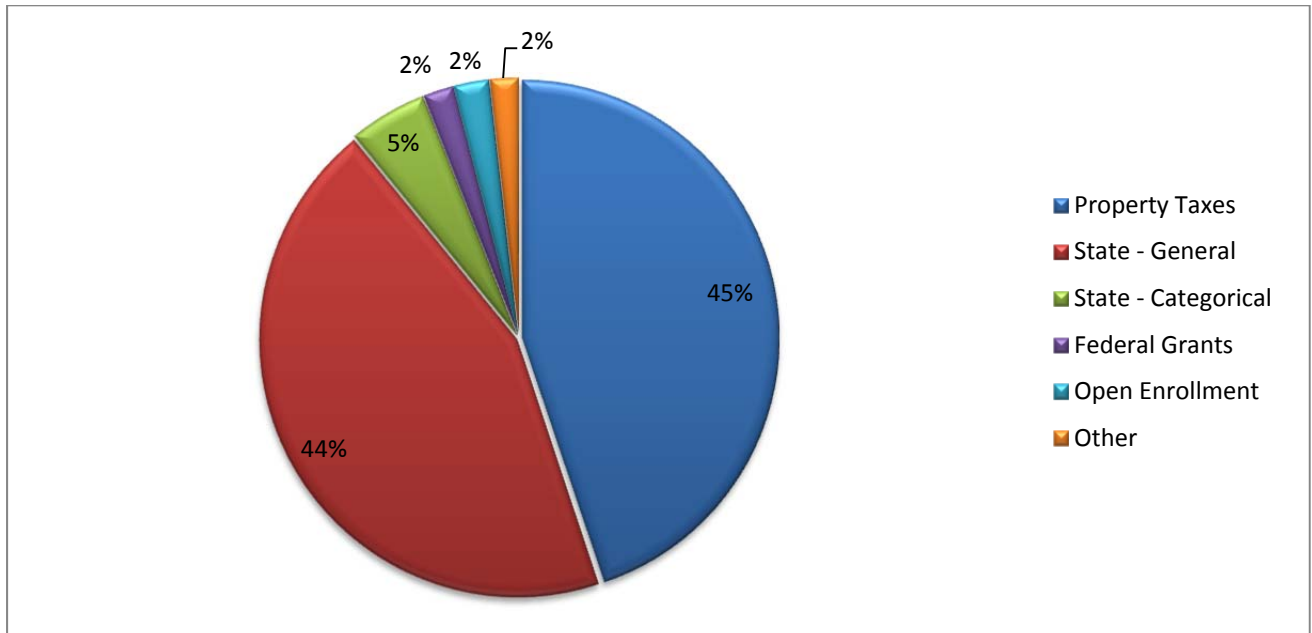
The 2013-2014 tax base is \$2,101,466,788 or \$16,026,629 higher than 2012-2013. This change equates to a 0.8% increase. The 2013-2014 tax rate (tax levy/tax base) increases to \$11.48 or \$.13 higher than 2012-2013. This increase equates to a 1.1% increase. The school tax on a \$200,000 home is estimated to increase from \$2,270 to \$2,296 or \$26 higher (assuming home had assessment change of 0%).

A summary of the expenditures showing two years of historical information and the proposed 2013-2014 budget is shown below. Fund 72 and 73 are not included in the summary below.

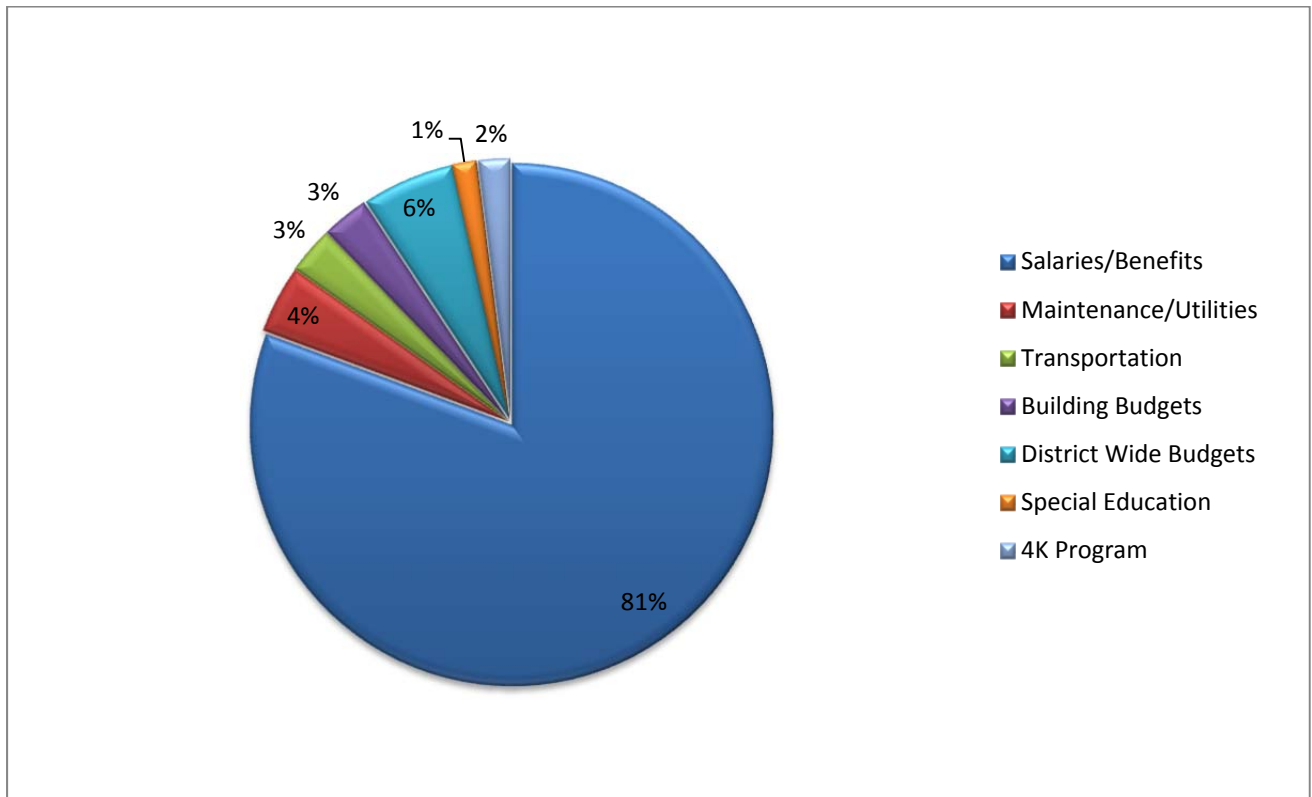
Total Expenditures and Other Financing Uses			
ALL FUNDS	Audited 2011-2012	Audited 2012-2013	Proposed 2013-2014
GROSS TOTAL EXPENDITURES -- ALL FUNDS	58,052,220.85	72,598,473.81	54,212,596.00
Interfund Transfers (Source 100) - ALL FUNDS	4,232,376.22	4,148,654.38	4,363,876.00
Refinancing Expenditures (FUND 30)	4,475,000.00	19,271,836.07	0.00
NET TOTAL EXPENDITURES – ALL FUNDS	49,344,844.63	49,177,983.36	49,848,720.00
PERCENTAGE INCREASE – NET TOTAL FUND EXPENDITURES FROM PRIOR YEAR	(6.9%)	(0.34%)	1.36%

Waunakee Community School District

Where do the revenues come from? (Funds 10 and 27)



What are the expenditures spent on? (Funds 10 and 27)



Each fund is presented in more detail on the following pages.

Waunakee Community School District

General Fund 10

Purpose of Fund: The purpose of the general fund 10 is to account for the educational programs and operations of the school district, excluding special education programs.

	2012-2013	2013-2014	\$ Change	% Change
Revenues:				
Property Taxes	\$18,448,547	\$18,885,455	\$436,908	2%
Admissions	\$80,000	\$80,000	\$0	0%
Interest	\$10,000	\$7,500	(\$2,500)	-25%
Student Fees	\$312,506	\$286,617	(\$25,889)	-8%
Rentals	\$18,000	\$15,000	(\$3,000)	-17%
Resales	\$14,500	\$14,500	\$0	0%
Non-Capital Sales	\$0	\$2,000	\$2,000	--
Drivers Ed Fees	\$0	\$25,000	\$25,000	--
Fundraising	\$42,000	\$42,000	\$0	0%
Miscellaneous	\$30,000	\$45,000	\$15,000	50%
Tuition – OE	\$846,231	\$945,000	\$98,769	12%
Transportation Aid	\$51,000	\$55,000	\$4,000	8%
Library Aid	\$117,109	\$106,998	(\$10,111)	-9%
Equalization Aid	\$18,065,656	\$18,627,004	\$561,348	3%
Computer Aid	\$42,934	\$39,041	(\$3,893)	-9%
Debt Premium	\$0	\$0	\$0	---
Aidable Refund	\$95,000	\$95,000	\$0	0%
Title 1 Grant	\$119,874	\$124,670	\$4,796	4%
Title 2 Grant	\$42,742	\$40,806	(\$1,936)	-5%
Title 3 Grant	\$9,467	\$10,681	\$1,214	13%
Perkins Grant	\$0	\$16,293	\$16,293	---
Federal Flo-Through	\$0	\$61,000	\$61,000	---
Revenue Cap Aid	\$187,500	\$286,650	\$99,150	53%
4K State Grant	\$88,000	\$5,000	(\$83,000)	-94%
Total Revenues	\$38,621,066	\$39,816,215	\$1,195,149	3%

The 2013-14 grant budgets are available at this time.

The 2013-14 open enrollment budgets have been adjusted based on actual student attendance in the fall of 2013.

The state equalization aid/property tax budgets have been revised in the fall based on the aid certification received from the Department of Public Instruction in October.

The interest earnings/interest expenses for borrowings have been revised in the fall of 2013 based on market conditions.

Waunakee Community School District

	2012-2013	2013-2014	\$ Change	% Change
Expenditures:				
Personnel Costs	\$27,019,414	\$28,111,817	\$1,092,403	4%
Prairie School	\$119,327	\$117,563	(\$1,764)	-1%
Heritage School	\$73,221	\$72,203	(\$1,018)	-1%
Arboretum School	\$128,860	\$127,615	(\$1,245)	-1%
Intermediate School	\$117,361	\$115,400	(\$1,961)	-2%
Middle School	\$149,629	\$148,701	(\$928)	-1%
High School	\$458,683	\$469,966	\$11,283	2%
Athletics	\$165,642	\$170,642	\$5,000	3%
Utilities	\$1,228,000	\$1,242,000	\$14,000	1%
Maintenance	\$549,600	\$525,600	(\$24,000)	-4%
Transportation	\$1,002,000	\$1,066,000	\$64,000	6%
Textbooks	\$210,000	\$210,000	\$0	0%
Technology	\$487,036	\$487,036	\$0	0%
Business/District Wide	\$1,726,614	\$1,729,581	\$2,967	0%
Transfer to Fund 27	\$4,347,654	\$4,363,876	\$16,222	0%
4K Program	\$826,150	\$846,340	\$20,190	2%
Total Expenditures	\$38,609,191	\$39,804,340	\$1,195,149	3%
Rev-Exp	\$11,875	\$11,875	\$0	0%
Beg Fund Balance	\$6,499,030	\$7,328,274	\$829,244	13%
End Fund Balance	\$7,328,274	\$7,340,149	\$11,875	0%

Overall considerations for Fund 10:

- The budget has a small positive balance.
- The revenue cap increase is final based on the actual September 2013 student count and a \$75/student increase.
- The state equalization aid certification has been provided at this time.
- A general contingency of \$76,000 is included in the budget.
- The personnel budget includes a salary increase, an increase in WRS benefit costs, an increase in health benefit costs, and FTE changes as presented on the next page.
- The 4K program budget has been adjusted in the fall based on actual enrollment.

Waunakee Community School District

Additional Positions

<u>Building</u>	<u>Position</u>	<u>FTE</u>
Prairie	Classroom Teacher	0
Heritage	Classroom Teacher	0
Arboretum	Classroom Teacher	0
K-4 Buildings	Classroom Teacher	0
	Para-Educators	0
Intermediate School	Classroom Teacher	+1.0
	Para-Educators	0
Middle School	Classroom Teacher	+2.0
	Para-Educators	-2.0
High School	Classroom Teacher	0
	Para-Educators	+1.0
Special Ed. – Fund 27	Teacher	0
	Para-Educators	-6.0
	Social Worker	+1.0
	Psychologist	+2.2
	Nurse	+4.44
Multiple	Shared Teaching Staff	+1.31
Multiple Elementary	Keyboarding	+2.24
Arboretum & Prairie	CEIS Teacher	+1.0
Heritage & IS	Title I Teacher	+1.0
K-6 Buildings	Instructional Coaches	+2.0
Middle School	Math Interventionist	+1.0
Total Additional Staffing		+4.19
(Fund 10)		+8.55
(Fund 27)		-4.36

Waunakee Community School District

Fund 21

Purpose of Fund: The purpose of the Special Revenue Trust Fund 21 is to account for gifts specified by donors to be used for operating purposes.

	2012-2013	2013-2014	\$ Change	% Change
Revenues:				
Gifts	\$115,000	\$175,000	\$60,000	52%
Total Revenues	\$115,000	\$175,000	\$60,000	52%
Expenditures:				
Arboretum School	\$0	\$5,000	\$5,000	--
Heritage School	\$0	\$5,000	\$5,000	--
Prairie School	\$0	\$5,000	\$5,000	--
Intermediate School	\$0	\$5,000	\$5,000	--
Middle School	\$0	\$5,000	\$5,000	--
High School	\$0	\$10,000	\$10,000	--
Athletics	\$210,000	\$110,000	(\$100,000)	-48%
District Wide	\$5,000	\$50,000	\$45,000	900%
Special Education	\$0	\$5,000	\$5,000	--
Total Expenditures	\$215,000	\$200,000	(\$15,000)	-7%
Rev – Exp:	(\$100,000)	(\$25,000)	\$75,000	-75%
Beg Fund Balance	\$102,973	\$39,934	(\$63,039)	-61%
End Fund Balance	\$39,934	\$14,934	(\$25,000)	-63%

The budget has been updated in the fall of 2013 based on actual activity during the 2012-13 fiscal year. Multiple student activity accounts have been transferred into Fund 21 during 2013-14.

The balance at the end of the 2011-12 fiscal year was expended on the high school baseball field project during 2012-13. A portion of the balance at the end of the 2012-13 fiscal year will be expended on the high school irrigation project during 2013-14.

Waunakee Community School District

Special Education Fund 27

Purpose of Fund: The purpose of the special education Fund 27 is to account for all of the special education programs and operations in the school district.

	2012-13	2013-14	\$ Change	% Change
Revenues:				
Federal Grant PS	\$13,937	\$12,905	(\$1,032)	-7%
Federal Grant FT	\$640,444	\$546,898	(\$93,546)	-15%
State Aid	\$1,510,000	\$1,595,000	\$85,000	6%
Tuition – OE	\$0	\$0	\$0	-
Transfer In Fund 10	\$4,347,654	\$4,363,876	\$16,222	0%
Medicaid	\$150,000	\$120,000	(\$30,000)	-20%
Transit of State Aid	\$9,500	\$9,500	\$0	0%
Staff Development	\$25,000	\$15,000	(\$10,000)	-40%
Total Revenues	\$6,696,535	\$6,663,179	(\$33,356)	0%
Expenditures:				
Personnel Costs	\$5,769,441	\$5,840,663	\$71,222	1%
Tuition – OE	\$0	\$0	\$0	-
Pupil Services Budget	\$27,213	\$27,213	\$0	0%
Transportation	\$170,000	\$180,000	\$10,000	6%
Consultant – Vision	\$20,000	\$20,000	\$0	0%
Middleton - Hearing	\$23,000	\$12,000	(\$11,000)	-48%
Federal Grant FT	\$640,444	\$546,898	(\$93,546)	-15%
Federal Grant PS	\$13,937	\$12,905	(\$1,032)	-7%
Medicaid	\$7,500	\$8,500	\$1,000	13%
Staff Development	\$25,000	\$15,000	(\$10,000)	-40%
Total Expenditures	\$6,696,535	\$6,663,179	(\$33,356)	0%
Rev – Exp:	\$0	\$0	\$0	---
Beg Fund Balance	\$0	\$0	\$0	---
End Fund Balance	\$0	\$0	\$0	---

The personnel budget includes a salary increase, an increase in WRS benefit costs, and an increase in health benefit costs.

The 2013-14 flo-through and pre-school grant budgets are available at this time.

Waunakee Community School District

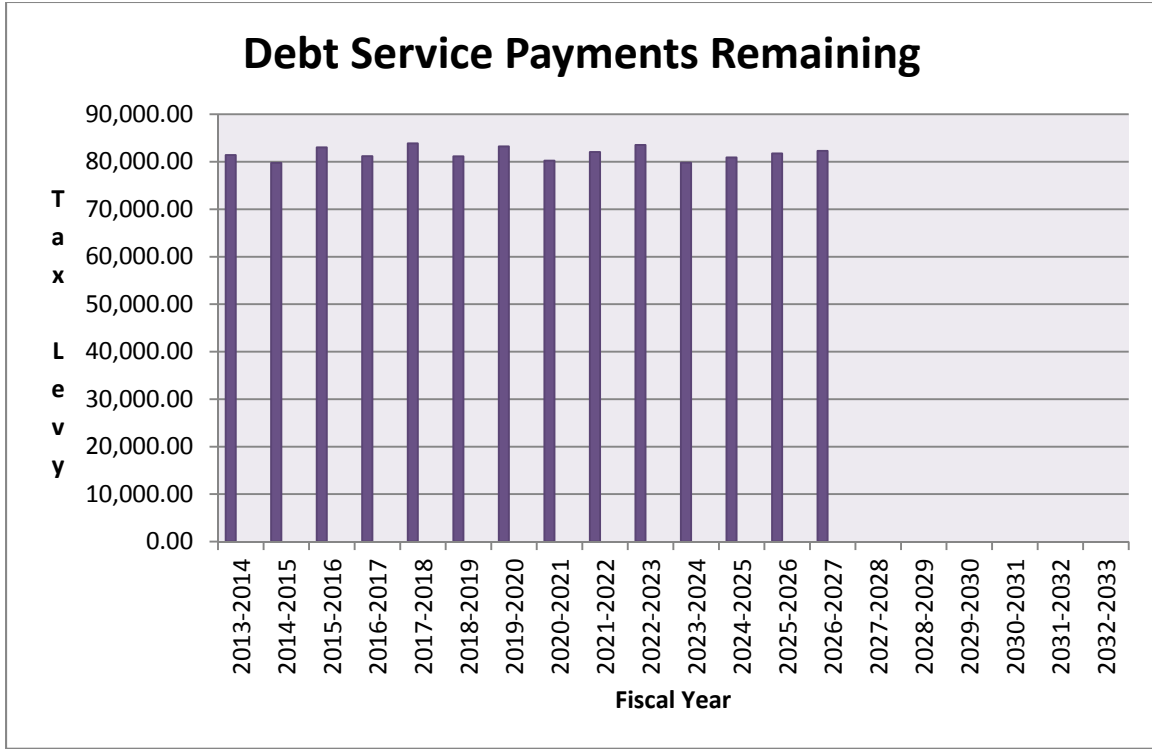
Non – Referendum Debt Service Fund 38

Purpose of Fund: The purpose of the debt service fund 38 is to repay prior debts borrowed without authority of an approved referendum.

	2012-2013	2013-2014	\$ Change	% Change
Revenues:				
Refinancing	\$0	\$0	\$0	---
Interest Earned	\$0	\$0	\$0	---
Property Taxes	\$83,053	\$81,412	(\$1,641)	-2%
Total Revenues	\$83,053	\$81,412	(\$1,641)	-2%
Expenditures:				
Refinancing	\$0	\$0	\$0	---
Interest Owed	\$43,873	\$42,232	(\$1,641)	-4%
Principal Owed	\$40,000	\$40,000	\$0	0%
Total Expenditures	\$83,873	\$82,232	(\$1,641)	-2%
Rev-Exp:	(\$820)	(\$820)	\$0	0%
Beg Fund Balance	\$22,093	\$21,274	(\$819)	-4%
End Fund Balance	\$21,274	\$20,454	(\$820)	-4%

This borrowing was used to partially finance the purchase of 905 Bethel Circle.
The following graph and table reflects the future tax levies (1 borrowing) in this fund.

Waunakee Community School District



FISCAL YEAR	AMOUNT DUE
2013-2014	81,412.50
2014-2015	79,772.50
2015-2016	83,030.00
2016-2017	81,185.00
2017-2018	83,887.50
2018-2019	81,137.50
2019-2020	83,250.00
2020-2021	80,225.00
2021-2022	82,062.50
2022-2023	83,543.75
2023-2024	79,806.25
2024-2025	80,925.00
2025-2026	81,756.25
2026-2027	82,300.00
2027-2028	0
2028-2029	0
2029-2030	0
2030-2031	0
2031-2032	0
2032-2033	0
TOTAL DUE	\$1,144,293.75

Waunakee Community School District

Debt Service Fund 39

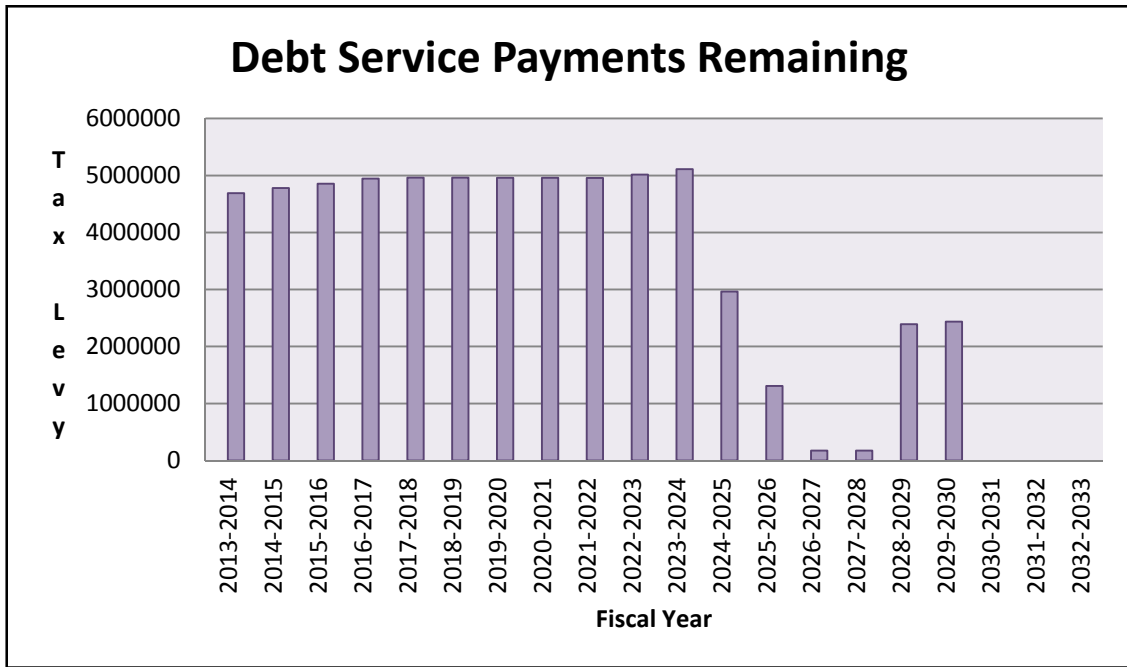
Purpose of Fund: The purpose of the debt service fund 39 is to repay prior debts borrowed with authority of an approved referendum.

	2012-2013	2013-2014	\$ Change	% Change
Revenues:				
Premium	\$511,000	\$0	(\$511,000)	-100%
Refinancing	\$8,950,000	\$0	(\$8,950,000)	-100%
Interest Earned	\$2,000	\$2,000	\$0	0%
Property Taxes	\$4,693,904	\$4,724,857	\$30,953	1%
Interest Rebate	\$283,604	\$272,223	(\$11,381)	-4%
Total Revenues:	\$14,440,508	\$4,999,080	(\$9,441,428)	-65%
Expenditures:				
Refinancing	\$9,461,000	\$0	(\$9,461,000)	-100%
Interest Owed	\$2,186,458	\$1,928,749	(\$257,709)	-12%
Principal Owed	\$2,785,000	\$3,095,000	\$310,000	11%
Other Debts	\$170,000	\$3,000	(\$167,000)	-98%
Total Expenditures	\$14,602,458	\$5,026,749	(\$9,575,709)	-66%
Rev – Exp:	(\$161,950)	(\$27,669)	\$134,281	-83%
Beg Fund Balance	\$1,379,266	\$1,106,594	(\$272,672)	-20%
End Fund Balance	\$1,106,594	\$1,078,925	(\$27,669)	-3%

The interest rebate may be revised lower this fall based on federal funding.

The following graph and table reflects the future tax levies (9 borrowings) in this fund.

Waunakee Community School District



FISCAL YEAR	AMOUNT DUE
2013-2014	4,688,802
2014-2015	4,779,131
2015-2016	4,855,330
2016-2017	4,944,266
2017-2018	4,961,816
2018-2019	4,962,949
2019-2020	4,958,349
2020-2021	4,958,989
2021-2022	4,957,279
2022-2023	5,015,711
2023-2024	5,111,005
2024-2025	2,962,949
2025-2026	1,306,461
2026-2027	173,836
2027-2028	173,836
2028-2029	2,391,970
2029-2030	2,435,052
2030-2031	0
2031-2032	0
2032-2033	0
TOTAL DUE	\$63,637,728

Waunakee Community School District

Capital Expansion Fund 41

Purpose of Fund: The purpose of the capital expansion fund 41 is to account for capital expenditures related to buildings and sites.

	2012-2013	2013-2014	\$ Change	% Change
Revenues:				
Property Taxes	\$134,296	\$134,296	\$0	0%
Total Revenues	\$134,296	\$134,296	\$0	0%
Expenditures:				
Maintenance Projects	\$134,296	\$134,296	\$0	0%
Total Expenditures	\$134,296	\$134,296	\$0	0%
Rev – Exp:	\$0	\$0	\$0	0%
Beg Fund Balance	\$0	\$23,231	\$23,231	--
End Fund Balance	\$23,231	\$23,231	\$0	0%

This fund was new for the 2012-13 budget. The intent of this fund is to segregate the budget for capital projects related to existing buildings. This fund is within the revenue cap, and the existing capital projects budget was transferred from Fund 10 to Fund 41.

Waunakee Community School District

Capital Projects Fund 45

Purpose of Fund: The purpose of the capital projects fund 45 is to account for referendum approved remodeling/maintenance projects.

	2012-2013	2013-2014	\$ Change	% Change
Revenues:				
Bond Sales	\$0	\$0	\$0	---
Interest Earned	\$1,000	\$0	(\$1,000)	-100%
Total Revenues	\$1,000	\$0	(\$1,000)	-100%
Expenditures:				
Equipment Purchase	\$500,000	\$0	(\$500,000)	-100%
Construction Services	\$820,632	\$0	(\$820,632)	-100%
Transfer to Fund 39	\$0	\$0	\$0	-
Total Expenditures	\$1,320,632	\$0	(\$1,320,632)	-100%
Rev – Exp:	(\$1,319,632)	\$0	\$1,319,632	-
Beg Fund Balance	\$1,319,632	\$0	(\$1,319,632)	-
End Fund Balance	\$0	\$0	\$0	-

The April 2010 high school referendum is accounted for in this fund. The project was completed by June of 2013.

Waunakee Community School District

Food Service Fund 50

Purpose of Fund: The purpose of the food service fund 50 is to account for the food service program.

	2012-2013	2013-2014	\$ Change	% Change
Revenues:				
Milk Sales	\$116,000	\$75,000	(\$41,000)	-35%
Ala-Carte Sales	\$436,000	\$500,000	\$64,000	15%
Lunch Sales-Students	\$757,000	\$600,000	(\$157,000)	-21%
Lunch Sales-Adults	\$22,000	\$10,000	(\$12,000)	-55%
Lunch-Dane County	\$80,000	\$85,000	\$5,000	6%
Lunch Federal Aid	\$190,000	\$190,000	\$0	0%
Lunch Commodities	\$86,000	\$75,000	(\$11,000)	-13%
Catering	\$35,000	\$30,000	(\$5,000)	-14%
Lunch State Aid	\$13,000	\$13,000	\$0	0%
Breakfast Grant	\$0	\$0	\$0	---
Breakfast State Aid	\$3,000	\$3,000	\$0	0%
Breakfast Sales	\$20,000	\$17,000	(\$3,000)	-15%
Breakfast Federal Aid	\$22,000	\$21,000	(\$1,000)	-5%
Total Revenues	\$1,780,000	\$1,619,000	(\$161,000)	-9%
Expenditures:				
Contracted Services	\$817,950	\$750,000	(\$67,950)	-8%
Food Purchase	\$720,000	\$685,000	(\$35,000)	-5%
Other Supplies	\$55,000	\$65,000	\$10,000	18%
Equipment Purchase	\$50,000	\$20,000	(\$30,000)	-60%
Software/Tech Costs	\$40,650	\$30,000	(\$10,650)	-26%
Personnel Costs	\$88,400	\$94,200	\$5,800	7%
Utility Costs	\$55,000	\$55,000	\$0	0%
Breakfast Grant	\$0	\$0	\$0	---
Commodity Charges	\$30,000	\$28,000	(\$2,000)	-7%
Total Expenditures	\$1,857,000	\$1,727,200	(\$129,800)	-7%
Rev-Exp:	(\$77,000)	(\$108,200)	(\$31,200)	41%
Beg Fund Balance	\$462,435	\$338,399	(\$124,036)	-27%
End Fund Balance	\$338,399	\$230,199	(\$108,200)	-32%

The food service program is contracted out to Taher, Inc. The Dane County lunch program provides meals to community members and the revenue is received from the Dane County Department of Health and Human Services.

Waunakee Community School District

Private Benefit Trust Fund 72

Purpose of Fund: The purpose of the private benefit trust fund 72 is to account for student scholarships with non-expendable balances (only the interest can be paid out) and expendable balances (principal and interest can be paid out).

	2012-2013	2013-2014	\$ Change	% Change
Revenues:				
Interest	\$3,000	\$2,000	(\$1,000)	-33%
Gifts	\$1,000	\$10,000	\$9,000	900%
Total Revenues	\$4,000	\$12,000	\$8,000	200%
Expenditures:				
Scholarships	\$15,000	\$20,000	\$5,000	33%
Total Expenditures	\$15,000	\$20,000	\$5,000	33%
Rev-Exp:	(\$11,000)	(\$8,000)	\$3,000	-27%
Beg Fund Balance	\$324,292	\$321,927	(\$2,365)	-1%
End Fund Balance	\$321,927	\$313,927	(\$8,000)	-2%

This fund accounts for the scholarships paid from the Cooper, Ripp, Knudson, Golden Wauna, Endres, Statz, Wipperfurth, Aiello and Wagner scholarships.

The budget has been updated in the fall of 2013 based on actual activity during the 2012-13 fiscal year.

Waunakee Community School District

Employee Benefit Trust Fund 73

Purpose of Fund: The purpose of the employee benefit trust fund 73 is to account for formally established benefit pension plans, defined contribution plans, or employee benefit plans.

	2012-2013	2013-2014	\$ Change	% Change
Revenues:				
Interest – AUL Trust	\$5,000	\$6,000	\$1,000	20%
Interest – HRA Trust	\$20,000	\$100,000	\$80,000	400%
Employer Contributions - AUL	\$299,000	\$587,669	\$288,669	97%
Employee Contributions – AUL	\$95,000	\$50,000	(\$45,000)	-47%
Employer Contributions – HRA	\$370,000	\$258,675	(\$111,325)	-30%
Employee Contributions – HRA	\$15,000	\$0	(\$15,000)	-100%
Total Revenues	\$804,000	\$1,002,344	\$198,344	25%
Expenditures:				
Disbursements – AUL	\$394,000	\$300,000	(\$94,000)	-24%
Disbursements – HRA	\$200,000	\$0	(\$200,000)	-100%
Disbursements - Implicit Rate	\$0	\$161,876	\$161,876	--
Total Expenditures	\$594,000	\$461,876	(\$132,124)	-22%
Rev – Exp:	\$210,000	\$540,468	\$330,468	157%
Beg Fund	\$753,337	\$2,106,996	\$1,353,659	180%
End Fund	\$2,106,996	\$2,647,464	\$540,468	26%

This fund accounts for the annual district payments for other-post employment benefits. The employer contributions are transferred in from primarily Funds 10 and 27.

This budget has been updated in the fall of 2013 based on the final retirement benefits for the 2012-2013 retirees.

Waunakee Community School District

Community Service Fund 80

Purpose of Fund: The purpose of the community service fund 80 is to account for community activities such as adult education, recreation, athletic camps, and other related community programs.

	2012-2013	2013-2014	\$ Change	% Change
Revenues:				
Property Taxes	\$304,400	\$304,400	\$0	0%
Athletic Camps	\$61,000	\$78,000	\$17,000	28%
Adult Staff Dev.	\$2,000	\$2,000	\$0	0%
Cable Television	\$2,000	\$1,000	(\$1,000)	-50%
Community Ed/Rec.	\$73,000	\$78,000	\$5,000	7%
Science Camp	\$0	\$8,100	\$8,100	--
Arboretum Camp	\$0	\$6,000	\$6,000	--
Total Revenues	\$442,400	\$477,500	\$35,100	8%
Expenditures:				
Community Education	\$130,750	\$141,400	\$10,650	8%
Athletic Camps	\$61,000	\$78,000	\$17,000	28%
Adult Staff Dev.	\$2,000	\$2,000	\$0	0%
Cable Television	\$2,000	\$1,000	(\$1,000)	-50%
Community Ed/Swim	\$130,650	\$136,700	\$6,050	5%
Maintenance	\$30,000	\$30,000	\$0	0%
Public Safety	\$86,000	\$86,400	\$400	0%
Science Camp	\$0	\$8,100	\$8,100	--
Arboretum Camp	\$0	\$6,000	\$6,000	--
Total Expenditures	\$442,400	\$489,600	\$47,200	11%
Rev – Exp:	\$0	(\$12,100)	(\$12,100)	--
Beg Fund Balance	\$60,743	\$113,930	\$53,187	88%
End Fund Balance	\$113,930	\$101,830	(\$12,100)	-11%

A community service fund tax levy covers the administrative costs of the community education program and other costs such as custodial, technology, maintenance, public safety, and personnel costs not charged to the community through user fees. The 2013-15 state budget requires a tax levy freeze in the community service fund for 2013-14 and 2014-15.

The budget has been updated in the fall of 2013 based on actual activity during the 2012-13 fiscal year.

Waunakee Community School District

Other Cooperative Fund 99

Purpose of Fund: The purpose of the other cooperative fund 99 is to account for cooperative fiscal agreements made between school districts.

	2012-2013	2013-2014	\$ Change	% Change
Revenues:				
DCNTP	\$80,000	\$85,000	\$5,000	6%
Mentor Grants	\$0	\$0	\$0	---
Total Revenues	\$80,000	\$85,000	\$5,000	6%
Expenditures:				
DCNTP	\$80,000	\$85,000	\$5,000	6%
Mentor Grants	\$0	\$0	\$0	---
Total Expenditures	\$80,000	\$85,000	\$5,000	6%
Rev – Exp:	\$0	\$0	\$0	---
Beg Fund Balance	\$0	\$0	\$0	---
End Fund Balance	\$0	\$0	\$0	---

The Dane County New Teacher project is accounted for in this fund. This project is the new teacher mentoring program with 13 participating districts. Each district pays a share of the total costs of this program.