



**Waunakee Community School District**

Committed to Children . Committed to Community . Committed to Excellence

**2018-2019 Budget  
THIRD DRAFT**

Prepared by Steve Summers, Business Manager  
Third Draft – July 9<sup>th</sup>, 2018

TABLE OF CONTENTS

Board of Education .....3  
Introduction, Timeline, Executive Summary .....4  
Enrollment .....6  
Proposed Property Tax Levy .....7  
Revenues/Expenditures Summary .....8  
Fund 10 .....9  
Staffing Summary .....11  
Fund 21 .....12  
Fund 27 .....13  
Fund 39... .....14  
Fund 41 .....16  
Fund 50 .....17  
Fund 72 .....18  
Fund 73 .....19  
Fund 80 .....20  
Fund 99 .....21

# Waunakee Community School District

## Board of Education

<u>Name</u>		<u>Municipality</u>	<u>Term Expires</u>
Joan Ensign	President	Town of Westport	Spring 2020
David Boetcher	Vice President	Village of Waunakee	Spring 2019
Mark Hetzel	Treasurer	Town of Vienna	Spring 2021
Julie Waner	Clerk	Village of Waunakee	Spring 2020
Gary Epping	Director	Towns of Dane/Springfield	Spring 2019
Mike Brandt	Director	Town of Westport	Spring 2021
Jack Heinemann	Director	Village of Waunakee	Spring 2019

## Budget Committee Members

Mark Hetzel, Chair  
Gary Epping  
Jack Heinemann

# Waunakee Community School District

## Introduction

A budget is a financial plan designed to achieve the educational objectives of the Waunakee Community School District. The budget needs to be accountable to meet these educational objectives within the financial constraints that exist. The budget needs to be understandable to the Board of Education, administration, staff, parents, and the district taxpayers. The budget was developed with significant staff input regarding needs and priorities. The budget was developed based on principals of long-term fiscal planning.

## Timeline

The budget process for the 2018-2019 fiscal year began in January 2018 with all budget requests/reallocations/reductions due to the Business Manager by January 26<sup>th</sup>. A strategic planning presentation was provided to the Board of Education on February 12<sup>th</sup>. A special board meeting was held on February 27<sup>th</sup> with the Board of Education and leadership team to review the 2018-19 budget process. A draft of the budget planning process document was presented at a Budget Committee meeting in March. The budget planning process was approved by the Board of Education at the regular March board meeting. Building/department level budget planning will take place between March/April. Administrative review of the budget will take place in April. The first draft of the budget was presented to the Budget Committee and the Board of Education in May. Staff presentations on the budget process took place in May. The second draft of the budget was presented in June. The third draft of the budget will be presented in July. A public hearing on the budget will take place in July. The administration will request that the Board of Education approve the preliminary budget in July. The preliminary budget will be presented at the Annual Meeting in October with community approval of the tax levy. The Board of Education will approve the final version of the budget and set the tax levy at a special meeting scheduled for the 23<sup>rd</sup> or 30<sup>th</sup> of October.

## Executive Summary

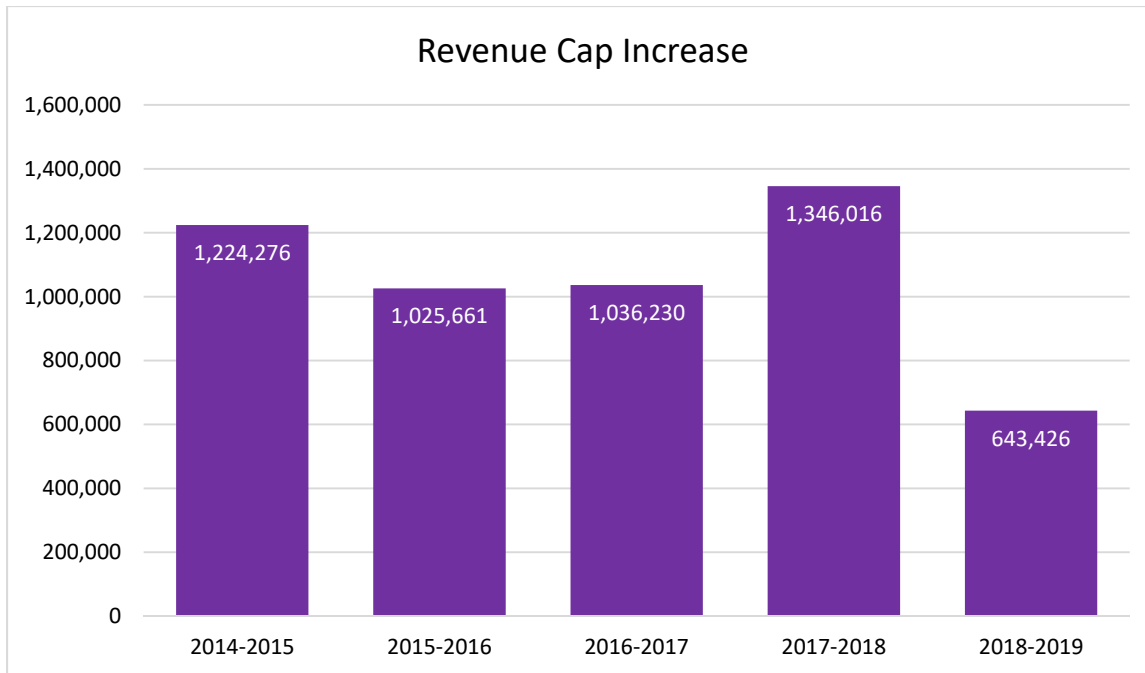
A school district's budget is divided into many "funds". These "funds" are used to account for specific school district programs. The different "funds" and their descriptions are presented below:

FUND	DESCRIPTION
10	General
21	Special Revenue Trust
27	Special Education
38	Non-Referendum Debt Service
39	Referendum Debt Service
41	Capital Expansion Fund
49	Capital Projects
50	Food Service
72	Private Benefit Trust
73	Employee Benefit Trust
80	Community Service
99	Other Cooperative Funds

## Waunakee Community School District

A state revenue cap formula is a significant factor in the development of the budget. The revenue cap limits the amount of revenue available to school districts from the two main sources—property taxes and state equalization aid. The revenue cap directly affects Funds 10, 38, and 41, and indirectly affects Fund 27. Fund 27 is primarily funded from a transfer from Fund 10.

The 2017-19 state budget increases the revenue cap per student amount by \$0.00 during 2018-19. The budget includes a \$204/student increase in the per pupil categorical aid. The most recent four years of revenue cap changes and the estimated increase for 2018-19 is shown below:



Please note: the 2014-15 through 2017-18 revenue caps were increased by \$540,000.00 per year due to the November, 2014 operational referendum question.

# Waunakee Community School District

## Enrollment

Student enrollment is a key factor in the revenue cap formula. The most recent four years of historical numbers and the projected September 2018 numbers are shown below:

Grade	2014-15	2015-16	2016-17	2017-18	2018-19
EC	21	16	13	9	9
4K	240	245	249	262	262
K	270	270	265	270	270
1	268	289	276	280	285
2	269	276	312	283	289
3	282	270	275	325	292
4	301	292	270	283	330
<b>TOTAL</b>	<b>1651</b>	<b>1658</b>	<b>1660</b>	<b>1712</b>	<b>1737</b>
<b>ELEM</b>					
5	298	315	300	278	293
6	309	307	320	312	286
<b>TOTAL</b>	<b>607</b>	<b>622</b>	<b>620</b>	<b>590</b>	<b>579</b>
<b>INTER.</b>					
7	298	328	328	326	336
8	319	299	327	331	327
<b>TOTAL</b>	<b>617</b>	<b>627</b>	<b>655</b>	<b>657</b>	<b>663</b>
<b>MIDDLE</b>					
9	317	312	312	345	339
10	294	314	310	312	344
11	284	296	318	309	311
12	269	294	313	331	324
<b>TOTAL</b>	<b>1164</b>	<b>1216</b>	<b>1253</b>	<b>1297</b>	<b>1318</b>
<b>HIGH</b>					
<b>TOTAL</b>	<b>4039</b>	<b>4123</b>	<b>4188</b>	<b>4256</b>	<b>4297</b>
<b>DISTRICT</b>					

The historical student count shows an increasing enrollment. The estimated September enrollment shows an increase of 41 students. Enrollment increases result in additional revenues being available through the revenue cap formula.

The 2018-2019 revenue cap limit increases to \$43,023,722 or \$643,426 higher than 2017-18. This increase equates to a 1.5% increase. The 2018-2019 state equalization aid is estimated to increase to \$20,213,892 or \$245,605 higher than 2017-18. This change equates to a 1.23% increase. The district has received a state equalization aid estimate from the WI Department of Public Instruction in July.

## Waunakee Community School District

The 2018-2019 tax levy increases to \$30,409,276 or \$633,875 higher than 2017-2018. This increase equates to a 2.1% increase. Two years of historical information and the proposed tax levy for this year is shown below.

Proposed Property Tax Levy			
FUND	Audited	Unaudited	Proposed
	2016-17	2017-18	2018-19
General Fund	20,831,869.00	21,845,252.00	22,242,211.00
Referendum Debt Service Fund	6,865,458.00	7,093,921.00	7,319,769.00
Non-Referendum Debt Service Fund	81,185.00	0.00	0.00
Capital Expansion Fund	209,296.00	509,296.00	509,296.00
Community Service Fund	287,717.00	326,932.00	338,000.00
<b>TOTAL SCHOOL LEVY</b>	<b>28,275,525.00</b>	<b>29,775,401.00</b>	<b>30,409,276.00</b>
<b>PERCENTAGE INCREASE -- TOTAL LEVY FROM PRIOR YR</b>	<b>6.6%</b>	<b>5.3%</b>	<b>2.1%</b>

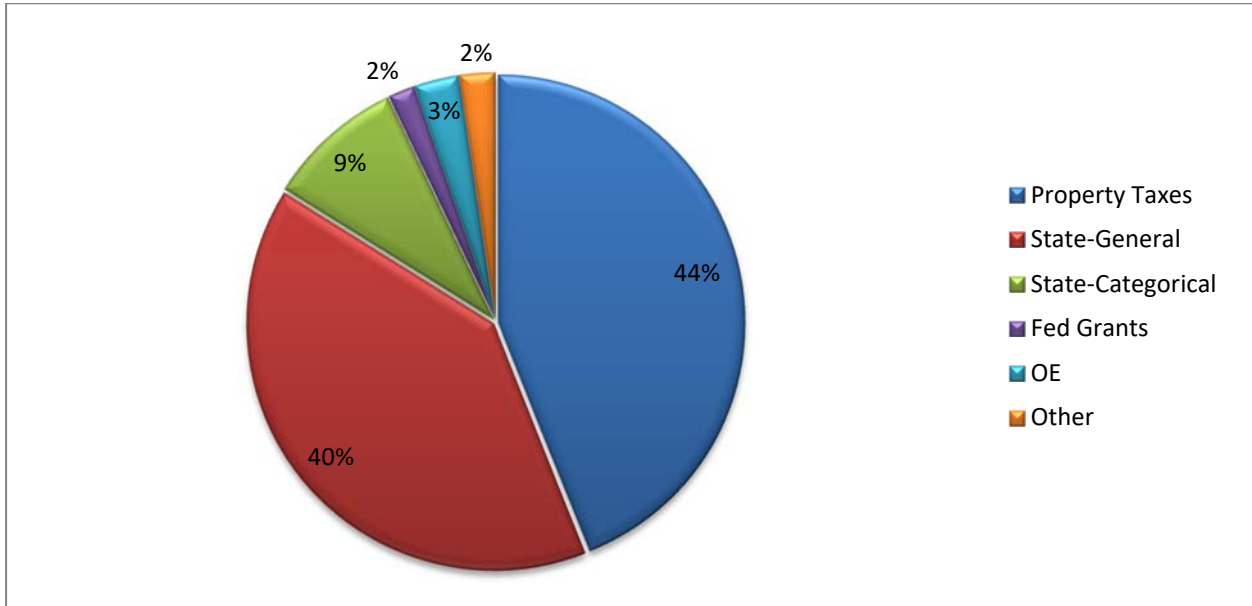
The 2018-2019 tax base is estimated to increase to \$2,697,847,503 or \$78,578,083 higher than 2017-2018. This change equates to a 3% increase. The 2018-2019 tax rate (tax levy/tax base) is estimated to decrease to \$11.27 or \$.10 lower than 2017-2018. This decrease equates to a .88% decrease. The school tax on a \$200,000 home is estimated to decrease from \$2,274 to \$2,254 or \$20 lower (assuming home had assessment change of 0%).

A summary of the expenditures showing two years of historical information and the proposed 2018-2019 budget is shown below. Fund 72 and 73 are not included in the summary below.

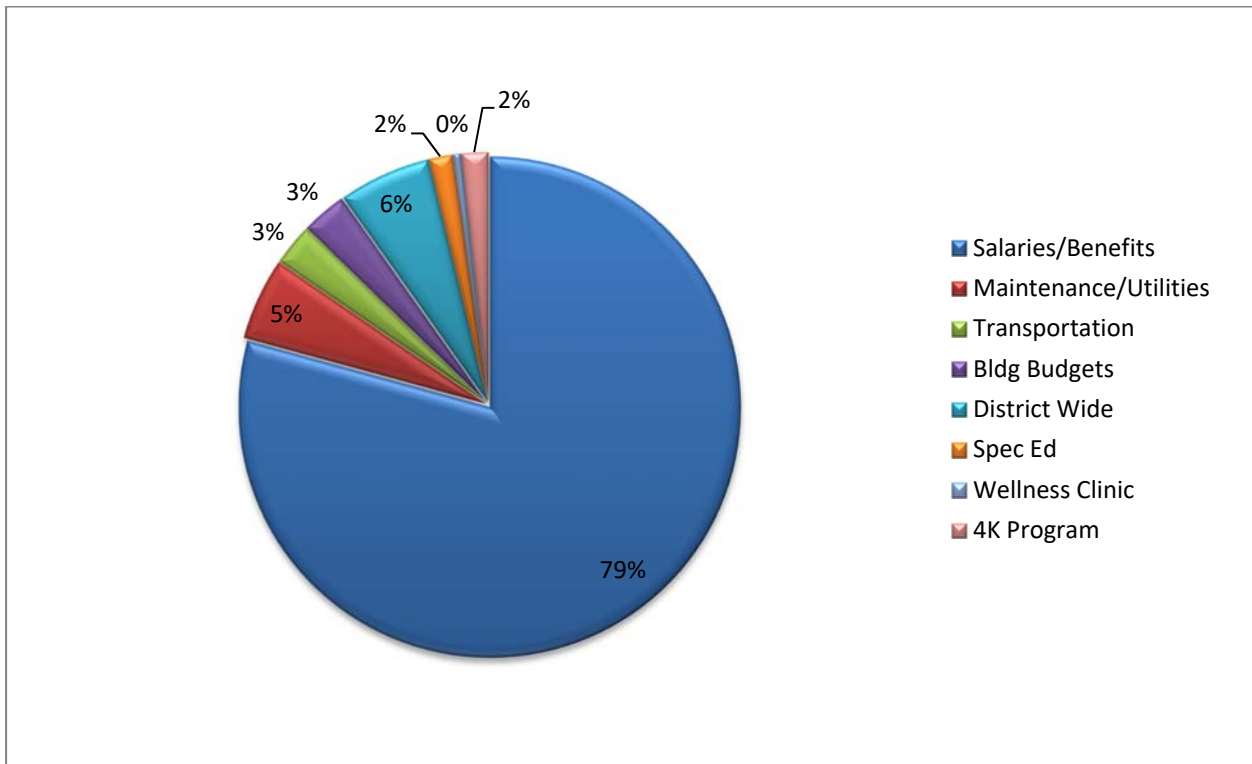
Total Expenditures and Other Financing Uses			
ALL FUNDS	Audited	Unaudited	Proposed
	2016-17	2017-18	2018-19
GROSS TOTAL EXPENDITURES--ALL FUNDS	71,761,678.00	64,909,291.00	66,918,723.00
Interfund Transfers (Source 100) - ALL FUNDS	4,490,153.00	4,837,366.00	5,069,231.00
Refinancing Expenditures (FUND 30)	0.00	0.00	0.00
NET TOTAL EXPENDITURES -- ALL FUNDS	67,271,529.00	60,071,925.00	61,849,492.00
<b>PERCENTAGE INCREASE -- NET TOTAL FUND EXPENDITURES FROM PRIOR YEAR</b>	<b>-22.8%</b>	<b>-10.70%</b>	<b>2.96%</b>

# Waunakee Community School District

## Where do the revenues come from? (Funds 10 and 27)



## What are the expenditures spent on? (Funds 10 and 27)



Each fund is presented in more detail on the following pages.



## Waunakee Community School District

### General Fund 10

**Purpose of Fund:** The purpose of the general fund 10 is to account for the educational programs and operations of the school district, excluding special education programs.

	2017-2018	2018-2019	\$ Change	% Change
<b>Revenues:</b>				
Property Taxes	\$21,845,252	\$22,242,211	\$396,959	2%
Admissions	\$90,000	\$90,000	\$0	0%
Interest	\$75,000	\$75,000	\$0	0%
Student Fees	\$364,917	\$462,367	\$97,450	21%
Rentals	\$87,500	\$87,500	\$0	0%
Resales	\$39,441	\$39,441	\$0	0%
Non-Capital Sales	\$2,000	\$2,000	\$0	0%
Other District Payments	\$4,000	\$4,000	\$0	0%
Fundraising	\$28,700	\$28,700	\$0	0%
Miscellaneous	\$15,000	\$15,000	\$0	0%
Tuition – OE	\$1,318,710	\$1,487,016	\$168,306	11%
Transportation Aid	\$65,000	\$65,000	\$0	0%
Library Aid	\$121,721	\$137,630	\$15,909	12%
Equalization Aid	\$19,968,287	\$20,213,892	\$245,605	1%
Computer Aid	\$57,461	\$58,323	\$862	1%
Payment Lieu Taxes	\$30,500	\$30,500	\$0	0%
Property Sales	\$10,000	\$10,000	\$0	0%
Lease	\$0	\$0	\$0	0%
Aidable Refund	\$100,000	\$100,000	\$0	0%
Title 1 Grant	\$88,200	\$76,209	-\$11,991	-16%
Title 2 Grant	\$48,691	\$47,007	-\$1,684	-4%
Title 3 Grant	\$7,684	\$7,684	\$0	0%
Perkins Grant	\$16,503	\$16,503	\$0	0%
Federal Flo-Through	\$106,116	\$106,116	\$0	0%
State Categorical Aid	\$1,810,800	\$2,667,012	\$856,212	32%
State Grants	\$0	\$0	\$0	0%
Medicaid	\$50,000	\$50,000	\$0	0%
Personal Computing Grant		\$40,000	\$40,000	--
WEDC Grant	\$25,000	\$16,300	-\$8,700	0%
Career/Tech Ed Grant	\$27,552	\$27,552	\$0	0%
Ed. Effectiveness Grant	\$28,000	\$28,000	\$0	0%
<b>Total Revenues</b>	<b>46,432,035</b>	<b>48,230,963</b>	<b>1,798,928</b>	<b>3.73%</b>

The 2018-19 grant budgets are not all available at this time.

The 2018-19 open enrollment budgets will be adjusted based on actual student attendance in the fall of 2018.

The state equalization aid/property tax budgets has been revised based on the aid estimate from the Department of Public Instruction in July.

The interest earnings/interest expenses for borrowings will be revised in the fall of 2018 based on market conditions.

## Waunakee Community School District

	2017-2018	2018-2019	\$ Change	% Change
<b>Expenditures:</b>				
Personnel Costs	\$32,891,911	\$33,949,891	\$1,057,980	3%
Prairie School	\$124,555	\$125,467	\$912	1%
Heritage School	\$75,335	\$93,471	\$18,136	24%
Arboretum School	\$131,627	\$103,595	(\$28,032)	-21%
Intermediate School	\$144,519	\$149,123	\$4,604	3%
Middle School	\$179,042	\$194,944	\$15,902	9%
High School	\$454,061	\$525,251	\$71,190	16%
Athletics	\$276,682	\$298,182	\$21,500	8%
Utilities	\$1,443,835	\$1,487,150	\$43,315	3%
Maintenance	\$1,679,840	\$1,215,440	(\$464,400)	-28%
Energy Conservation	\$83,894	\$83,894	\$0	0%
Transportation	\$1,209,500	\$1,249,478	\$39,978	3%
Instructional Materials	\$182,000	\$182,000	\$0	0%
Technology	\$849,342	\$894,342	\$45,000	5%
Business/District Wide	\$1,954,351	\$1,970,929	\$16,578	1%
Transfer to Fund 27	\$4,837,366	\$5,069,231	\$231,865	5%
4K Program	\$887,700	\$887,700	\$0	0%
Wellness Clinic	\$0	\$260,000	\$260,000	--
<b>Total Expenditures</b>	<b>\$47,405,560</b>	<b>\$48,740,088</b>	<b>\$1,334,528</b>	<b>3%</b>
<b>Rev-Exp</b>	<b>(\$973,525)</b>	<b>(\$509,125)</b>	<b>\$464,400</b>	<b>-48%</b>
<b>Beg Fund Balance</b>	<b>\$8,176,550</b>	<b>\$7,203,025</b>	<b>(\$973,525)</b>	<b>-12%</b>
<b>End Fund Balance</b>	<b>\$7,203,025</b>	<b>\$6,693,900</b>	<b>(\$509,125)</b>	<b>-7%</b>

### Overall considerations for Fund 10:

- The maintenance budget includes \$551,000 in maintenance projects funded from the fund balance.
- Excluding maintenance projects, the budget has a positive balance of \$11,875 for parking lot/band uniform fees and \$30,000 for Warrior Stadium turf replacement.
- The revenue cap increase is estimated based on the September 2018 student count and a \$0/student increase.
- The per pupil aid increase of \$204/student is based on the Governor's budget.
- The state equalization aid estimate has not been provided at this time.
- A general contingency of \$100,000 is included in the budget.
- The personnel budget includes a salary increase of 3.4%, a 10% increase in dental rates, a 0% increase in health insurance rates, and FTE changes as presented on the next page. Final decisions on salary increases will be made in the fall of 2018.
- The 4K program budget will be adjusted in the fall based on actual enrollment.

# Waunakee Community School District

## Additional Positions

Building	Position	FTE
Prairie		
Heritage	Kindergarten Teacher	1.00
	Para-Educator	0.94
Arboretum		
Intermediate		
Middle School		
High School	Science Teacher	0.33
Special Ed	Teacher-Heritage*	1.00
	Teacher-Prairie*	1.00
	Social Worker	1.00
Multiple	Shared Teaching Staff: Phy. Ed	0.34
	Shared Teaching Staff: Unassigned	0.33
	7th - 12th Reading Specialist	1.00
District		
<b>Total Additional Staffing</b>		<b>6.94</b>
(Fund 10)		3.94
(Fund 27)		3.00
(Fund 80)		0.00

\* Special education reallocation plan includes the addition of teaching position while eliminating para-educator positions. Please see 18-19 student services reallocation plan included in May 7<sup>th</sup> Budget Committee meeting for more details.

## Waunakee Community School District

### Fund 21

**Purpose of Fund:** The purpose of the Special Revenue Trust Fund 21 is to account for gifts specified by donors to be used for operating purposes.

	2017-2018	2018-2019	\$ Change	% Change
<b>Revenues:</b>				
Gifts	\$360,775	\$449,500	\$88,725	25%
Total Revenues	\$360,775	\$449,500	\$88,725	25%
<b>Expenditures:</b>				
Arboretum School	\$5,500	\$1,000	(\$4,500)	0%
Heritage School	\$3,000	\$8,000	\$5,000	0%
Prairie School	\$5,000	\$4,000	(\$1,000)	0%
Intermediate School	\$7,500	\$10,000	\$2,500	0%
Middle School	\$2,000	\$1,000	(\$1,000)	0%
High School	\$103,175	\$130,000	\$26,825	0%
Athletics	\$198,100	\$215,000	\$16,900	9%
District Wide	\$25,000	\$75,000	\$50,000	200%
Special Education	\$11,500	\$5,500	(\$6,000)	0%
Total Expenditures	\$360,775	\$449,500	\$88,725	25%
<b>Rev – Exp:</b>	\$0	\$0	\$0	--
<b>Beg Fund Balance</b>	\$123,227	\$123,227	\$0	0%
<b>End Fund Balance</b>	\$123,227	\$123,227	\$0	0%

The budget have been updated for the third draft of the budget in July and will be updated in the fall of 2018 based on actual activity during the 2017-18 fiscal year.

## Waunakee Community School District

### Special Education Fund 27

**Purpose of Fund:** The purpose of the special education Fund 27 is to account for all of the special education programs and operations in the school district.

	2017-18	2018-19	\$ Change	% Change
<b>Revenues:</b>				
Federal Grant PS	\$13,578	\$14,592	\$1,014	7%
Federal Grant FT	\$586,097	\$626,379	\$40,282	7%
State Aid	\$1,562,000	\$1,562,000	\$0	0%
Transfer In Fund 10	\$4,837,366	\$5,069,231	\$231,865	5%
Medicaid	\$130,000	\$130,000	\$0	0%
Transit of State Aid	\$0	\$0	\$0	--
Open Enrollment Tuition	\$0	\$0	\$0	--
Aid for School Mental Health	\$0	\$45,821	\$45,821	--
<b>Total Revenues</b>	<b>\$7,129,041</b>	<b>\$7,448,023</b>	<b>\$318,982</b>	<b>4%</b>
<b>Expenditures:</b>				
Personnel Costs	\$6,246,127	\$6,501,621	\$255,494	4%
Pupil Services Budget	\$34,213	\$55,581	\$21,368	62%
Transportation	\$145,000	\$149,350	\$4,350	3%
Consultant – Vision	\$7,000	\$7,000	\$0	0%
Sun Prairie - Hearing	\$25,000	\$25,000	\$0	0%
Dane County-Building Bridges	\$60,000	\$60,000	\$0	0%
Federal Grant FT	\$589,623	\$626,379	\$36,756	6%
Federal Grant PS	\$13,578	\$14,592	\$1,014	7%
Medicaid	\$8,500	\$8,500	\$0	0%
<b>Total Expenditures</b>	<b>\$7,129,041</b>	<b>\$7,448,023</b>	<b>\$318,982</b>	<b>4%</b>
<b>Rev – Exp:</b>	<b>\$0</b>	<b>\$0</b>	<b>\$0</b>	<b>---</b>
<b>Beg Fund Balance</b>	<b>\$0</b>	<b>\$0</b>	<b>\$0</b>	<b>---</b>
<b>End Fund Balance</b>	<b>\$0</b>	<b>\$0</b>	<b>\$0</b>	<b>---</b>

The personnel budget includes a salary increase of 3.4%, a dental increase of 10%, and no increase in health insurance rates. Final decisions on salary increases will be made in the fall of 2018.

The 2018-19 flo-through and pre-school grant budgets are available at this time.

## Waunakee Community School District

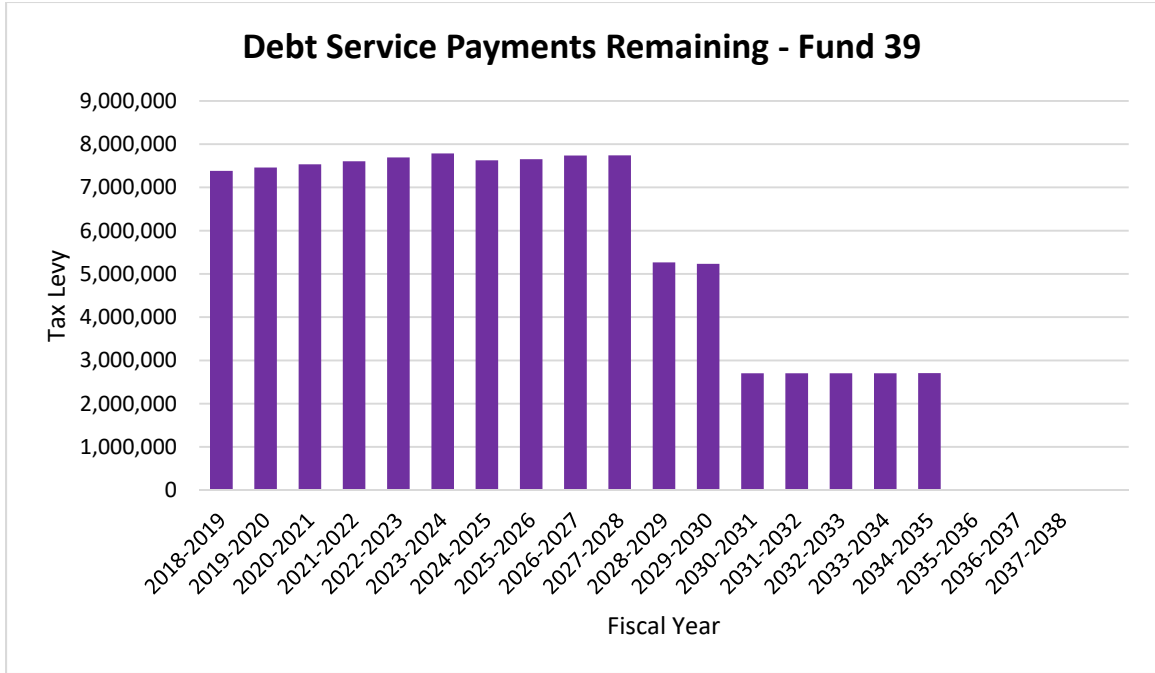
### Debt Service Fund 39

**Purpose of Fund:** The purpose of the debt service fund 39 is to repay prior debts borrowed with authority of an approved referendum.

	2017-2018	2018-2019	\$ Change	% Change
<b>Revenues:</b>				
Premium	\$0	\$0	\$0	--
Refinancing	\$0	\$0	\$0	--
Interest Earned	\$10,000	\$10,000	\$0	0%
Property Taxes	\$7,093,921	\$7,319,769	\$225,848	3%
Interest Rebate	\$264,300	\$264,300	\$0	0%
<b>Total Revenues:</b>	\$7,368,221	\$7,594,069	\$225,848	3%
<b>Expenditures:</b>				
Refinancing	\$0	\$0	\$0	--
Interest Owed	\$2,869,732	\$2,786,112	(\$83,620)	-3%
Principal Owed	\$4,395,000	\$4,595,000	\$200,000	5%
Other Debts	\$10,000	\$10,000	\$0	0%
<b>Total Expenditures</b>	\$7,274,732	\$7,391,112	\$116,380	2%
<b>Rev – Exp:</b>	\$93,489	\$202,957	\$109,468	117%
<b>Beg Fund Balance</b>	\$1,571,417	\$1,664,906	\$93,489	6%
<b>End Fund Balance</b>	\$1,664,906	\$1,867,863	\$202,957	12%

The following graph and table reflects the future tax levies (11 borrowings) in this fund.

# Waunakee Community School District



FISCAL YEAR	AMOUNT DUE
2018-2019	7,381,111
2019-2020	7,458,426
2020-2021	7,535,941
2021-2022	7,605,506
2022-2023	7,693,596
2023-2024	7,786,371
2024-2025	7,626,884
2025-2026	7,652,009
2026-2027	7,738,609
2027-2028	7,742,709
2028-2029	5,265,809
2029-2030	5,233,395
2030-2031	2,702,300
2031-2032	2,704,675
2032-2033	2,702,325
2033-2034	2,702,538
2034-2035	2,705,150
2035-2036	0
2036-2037	0
2037-2038	0
<b>TOTAL DUE</b>	<b>\$100,237,354</b>

## Waunakee Community School District

### Capital Expansion Fund 41

**Purpose of Fund:** The purpose of the capital expansion fund 41 is to account for capital expenditures related to buildings and sites.

	2017-2018	2018-2019	\$ Change	% Change
<b>Revenues:</b>				
Property Taxes	\$509,296	\$509,296	\$0	0%
Total Revenues	\$509,296	\$509,296	\$0	0%
<b>Expenditures:</b>				
Maintenance Projects	\$0	\$0	\$0	--
Total Expenditures	\$0	\$0	\$0	--
<b>Rev – Exp:</b>	\$509,296	\$509,296	\$0	0%
<b>Beg Fund Balance</b>	\$297,493	\$806,789	\$509,296	171%
<b>End Fund Balance</b>	\$806,789	\$1,316,085	\$509,296	63%

The intent of this fund is to segregate the budget for capital projects related to existing buildings. This fund is within the revenue cap, and the existing capital projects budget was transferred from Fund 10 to Fund 41. This fund was increased by \$300,000 as the November 2014 operational funds referendum was phased in for 2017-2018. Administration is recommending to not expend these funds for the 17-18, 18-19, and 19-20 fiscal years.



## Waunakee Community School District

### Food Service Fund 50

**Purpose of Fund:** The purpose of the food service fund 50 is to account for the food service program.

	2017-2018	2018-2019	\$ Change	% Change
<b>Revenues:</b>				
Milk Sales	\$145,000	\$103,000	(\$42,000)	-29%
Ala-Carte Sales	\$1,190,000	\$1,234,000	\$44,000	4%
Lunch Sales-Students	\$536,200	\$618,000	\$81,800	15%
Lunch Sales-Adults	\$7,300	\$6,000	(\$1,300)	-18%
Lunch-Dane County	\$108,000	\$161,000	\$53,000	49%
Catering	\$36,000	\$64,000	\$28,000	78%
Breakfast Sales	\$12,500	\$14,000	\$1,500	12%
Total Revenues	\$2,035,000	\$2,200,000	\$165,000	8%
<b>Expenditures:</b>				
Contracted Services	\$834,000	\$857,500	\$23,500	3%
Food Purchase	\$980,000	\$1,117,000	\$137,000	14%
Other Supplies	\$74,000	\$78,000	\$4,000	5%
Equipment Purchase	\$25,000	\$25,000	\$0	0%
Software/Tech Costs	\$39,000	\$39,000	\$0	0%
Personnel Costs	\$83,000	\$83,500	\$500	1%
Total Expenditures	\$2,035,000	\$2,200,000	\$165,000	8%
<b>Rev-Exp:</b>	\$0	\$0	\$0	--
<b>Beg Fund Balance</b>	\$339,694	\$339,694	\$0	0%
<b>End Fund Balance</b>	\$339,694	\$339,694	\$0	0%

The food service program is contracted out to Taher, Inc. The Dane County lunch program provides meals to community members and the revenue is received from the Dane County Department of Health and Human Services.

This budget has been updated for the second draft of the budget in June after School Board approval of the 18-19 fees at the May Board meeting.

## Waunakee Community School District

### Private Benefit Trust Fund 72

**Purpose of Fund:** The purpose of the private benefit trust fund 72 is to account for student scholarships with non-expendable balances (only the interest can be paid out) and expendable balances (principal and interest can be paid out).

	2017-2018	2018-2019	\$ Change	% Change
<b>Revenues:</b>				
Interest	\$5,000	\$5,000	\$0	0%
Gifts	\$15,000	\$15,000	\$0	0%
Total Revenues	\$20,000	\$20,000	\$0	0%
<b>Expenditures:</b>				
Scholarships	\$20,000	\$20,000	\$0	0%
Total Expenditures	\$20,000	\$20,000	\$0	0%
<b>Rev-Exp:</b>	\$0	\$0	\$0	0%
<b>Beg Fund Balance</b>	\$330,694	\$330,694	\$0	0%
<b>End Fund Balance</b>	\$330,694	\$330,694	\$0	0%

This fund accounts for the scholarships paid from the Cooper, Ripp, Knudson, Golden Wauna, Endres, Statz, Wipperfurth, Aiello, Ziegler and Wagner scholarships.

The budget will be updated in the fall of 2018 based on actual activity during the 2017-18 fiscal year.

## Waunakee Community School District

### Employee Benefit Trust Fund 73

**Purpose of Fund:** The purpose of the employee benefit trust fund 73 is to account for formally established benefit pension plans, defined contribution plans, or employee benefit plans.

	2017-2018	2018-2019	\$ Change	% Change
<b>Revenues:</b>				
Interest – AUL Trust	\$10,000	\$10,000	\$0	0%
Interest – HRA Trust	\$175,000	\$175,000	\$0	0%
Employer Contributions - AUL	\$564,822	\$564,822	\$0	0%
Employee Contributions – AUL	\$5,000	\$5,000	\$0	0%
Employer Contributions – HRA	\$320,000	\$320,000	\$0	0%
Employee Contributions – HRA	\$0	\$0	\$0	--
Total Revenues	\$1,074,822	\$1,074,822	\$0	0%
<b>Expenditures:</b>				
Disbursements – AUL	\$25,000	\$25,000	\$0	0%
Disbursements – HRA	\$205,000	\$205,000	\$0	--
Disbursements - Implicit Rate	\$82,609	\$82,609	\$0	0%
Total Expenditures	\$312,609	\$312,609	\$0	0%
<b>Rev – Exp:</b>	\$762,213	\$762,213	\$0	0%
<b>Beg Fund</b>	\$4,352,830	\$5,115,043	\$762,213	18%
<b>End Fund</b>	\$5,115,043	\$5,877,256	\$762,213	15%

This budget will be updated in the fall of 2018 based on the final retirement benefits for the 2017-2018 retirees.

## Waunakee Community School District

### Community Service Fund 80

**Purpose of Fund:** The purpose of the community service fund 80 is to account for community activities such as adult education, recreation, athletic camps, and other related community programs.

	2017-2018	2018-2019	\$ Change	% Change
<b>Revenues:</b>				
Property Taxes	\$326,932	\$338,000	\$11,068	3%
Athletic Camps	\$55,500	\$56,500	\$1,000	2%
Community Ed	\$15,000	\$18,000	\$3,000	20%
Science Camp	\$10,751	\$11,500	\$749	7%
Middle School Athletics	\$20,000	\$20,000	\$0	0%
Community Ed/Swim	\$46,000	\$46,000	\$0	0%
Total Revenues	\$474,183	\$490,000	\$15,817	3%
<b>Expenditures:</b>				
Community Education	\$97,106	\$90,000	(\$7,106)	-7%
Athletic Camps	\$55,500	\$56,500	\$1,000	2%
Middle School Athletics	\$120,263	\$125,000	\$4,737	--
Community Ed/Swim	\$104,813	\$108,000	\$3,187	3%
Maintenance	\$5,000	\$15,000	\$10,000	200%
Public Safety	\$80,750	\$82,000	\$1,250	2%
Science Camp	\$10,751	\$11,500	\$749	7%
Workers Compensation	\$2,000	\$2,000	\$0	0%
Total Expenditures	\$476,183	\$490,000	\$13,817	3%
<b>Rev – Exp:</b>	<b>(\$2,000)</b>	<b>\$0</b>	<b>\$2,000</b>	<b>--</b>
<b>Beg Fund Balance</b>	<b>\$266,757</b>	<b>\$266,757</b>	<b>\$0</b>	<b>0%</b>
<b>End Fund Balance</b>	<b>\$266,757</b>	<b>\$266,757</b>	<b>\$0</b>	<b>0%</b>

A community service fund tax levy covers the administrative costs of the community education program and other costs such as custodial, maintenance, public safety, middle school athletics and personnel costs not charged to the community through user fees.

The budget has been updated for the third draft of the budget in July and will be updated in the fall of 2018 based on actual activity during the 2017-18 fiscal year.

# Waunakee Community School District

## Other Cooperative Fund 99

**Purpose of Fund:** The purpose of the other cooperative fund 99 is to account for cooperative fiscal agreements made between school districts.

	2017-2018	2018-2019	\$ Change	% Change
<b>Revenues:</b>				
DCNTP	\$230,000	\$200,000	(\$30,000)	-13%
Mentor Grants	\$0	\$0	\$0	---
Total Revenues	\$230,000	\$200,000	(\$30,000)	-13%
<b>Expenditures:</b>				
DCNTP	\$230,000	\$200,000	(\$30,000)	-13%
Mentor Grants	\$0	\$0	\$0	---
Total Expenditures	\$230,000	\$200,000	(\$30,000)	-13%
<b>Rev – Exp:</b>	\$0	\$0	\$0	---
<b>Beg Fund Balance</b>	\$0	\$0	\$0	---
<b>End Fund Balance</b>	\$0	\$0	\$0	---

The Dane County New Teacher project is accounted for in this fund. This project is the new teacher mentoring program with 14 participating districts. Each district pays a share of the total costs of this program.

The budget has been updated for the third draft of the budget in July and will be updated in the fall of 2018 based on actual activity during the 2017-18 fiscal year.